

每月基金便覽

Monthly Factsheet

截至 2024 年 4 月 30 日

As at 30 April 2024

重要資料 Important Information

- 景順特選退休基金現時提供七個附屬基金，其中有股票基金、混合資產基金、債券基金及貨幣市場基金。
- 各基金有其不同的風險特點，亦未必適合所有投資者。
- 閣下應在投資前先考慮閣下的風險承受程度及財務狀況。在就基金選擇是否適合閣下有任何疑問（包括是否符合閣下的投資目標），閣下應徵詢財務及／或專業顧問的意見，並就閣下之狀況選擇最適合的基金。
- 投資附帶風險。過往業績並不表示將來會有類似業績。閣下不應僅就此文件而作出投資決定，並應細閱認購章程，並參閱有關其風險因素及產品特性。
- Invesco Select Retirement Fund currently offers 7 sub-funds which consists of equity fund, mixed asset funds, bond fund and money market funds.
- Each investment fund carries different risk profiles and may not be suitable for all investors.
- You should consider your own risk tolerance level and financial circumstances before making any investment choices. When, in your selection of funds, you are in doubt as to whether a certain fund is suitable for you (including whether it is consistent with your investment objectives), you should seek financial and/or professional advice and choose the fund(s) most suitable for you taking into account your circumstances.
- Investment involves risks. Past performance is not indicative of future performance. You should not invest solely based on the information provided in this material and should read the Prospectus for details, including the risk factors and product features.



景順為Invesco Ltd集團成員，在全球超過20個國家設有辦事處，全球所管理的資產總值16,627億美元*。Invesco Ltd是一間具領導地位的獨立環球投資管理公司，致力為世界各地的投資者實現投資目標。透過結合各投資團隊的獨特投資管理能力，景順為全球零售、機構及高資產淨值客戶提供多種投資策略及工具。

景順在香港的業務具50年歷史。管理範圍包括公共款項及私營機構之營運資金等，另一項重點業務範疇為退休資產管理。景順自1977年起為香港僱主提供退休計劃服務，憑藉多年豐富的經驗，我們深諳機構客戶對退休計劃的要求，提供一系列多元化的退休投資產品。我們最具代表性的管理退休資產發展項目包括於1984年成立首項集成退休基金及於1992年開始為客戶提供僱員選擇計劃，務求滿足僱主及成員對退休計劃日漸提高的需求。同時，我們亦著重投資者教育及成員服務。

*資產截至2024年3月31日。景順管理資產總值 (16,627億美元，截至2024年3月31日) 包含非集團管理的資產。該類資產被列入管理資產總值是因為PowerShares與德意志銀行提供若干產品的市場推廣服務的合作關係。而ALPS Distributors, Inc.同時也涉及該合作關係，因為其為該類產品的分銷商。

Invesco is part of the Invesco Ltd group of companies. With US\$1,662.7 billion* in assets under management and offices in more than 20 countries. Invesco Ltd is a leading independent global investment management firm, dedicated to helping investors worldwide achieve their financial objectives. By delivering the combined power of our distinctive worldwide investment management capabilities, Invesco provides a wide range of investment strategies and vehicles to our retail, institutional and high net worth clients around the world.

Our presence in Hong Kong has spanned across five decades. We manage assets for institutions ranging from public funds to institutional working capital. Another focus is our pension business. Serving the retirement needs of Hong Kong institutions since 1977, Invesco has a thorough understanding of institutional pension needs, providing a diversified range of retirement products. Major milestones in the development of our pension capabilities include the launch of the first pooled retirement fund in 1984 and member choice programs in 1992, both of which helped address the increasing needs of employers and pension members. We continue to be committed to investor education and member support.

*Assets as at 31 March 2024. The IVZ AUM (US\$1,662.7 billion as at 31 March 2024) contains assets that we do not manage. The assets are included in the total AUM due to a relationship that Powershares has with Deutsche Bank to provide marketing services for certain products. Also included in that relationship is ALPS Distributors, which is the distributor for those products.

表現概覽

Return Summary

截至 2024 年 4 月 30 日 As at 30 April 2024

	回報 (%) Return	年初至今 YTD	1年 1 year	5年 5 years	10年 10 years	成立至今 Since Inception
策略增長基金 - A Strategic Growth Fund - A	Cum DCA	2.3 1.9	3.4 4.2	0.1 0.1	25.1 7.9	312.8 86.8
增長基金 - A Growth Fund - A	Cum DCA	2.4 2.0	3.6 4.2	1.5 1.2	34.5 11.3	157.5 79.6
平衡基金 - A Balanced Fund - A	Cum DCA	0.3 0.5	1.5 2.7	-1.0 -1.7	22.5 5.9	1,905.5 266.5
平穩增長基金 - A Stable Growth Fund - A	Cum DCA	-1.1 -0.6	0.0 1.6	-3.1 -4.0	12.6 1.5	119.3 41.7
資本穩定基金 - A Capital Stable Fund - A	Cum DCA	-2.6 -1.6	-1.6 0.4	-4.3 -5.7	5.6 -1.8	109.9 33.9
環球債券基金 - A Global Bond Fund - A	Cum DCA	-4.6 -3.1	-3.7 -1.3	-7.2 -8.5	-6.3 -7.3	196.9 39.6
港元貨幣市場基金 - A HK\$ Money Market Fund - A	Cum DCA	0.9 0.5	2.8 1.5	4.3 3.2	4.9 4.0	22.3 7.4

Cum = 累積回報 Cumulative Return

DCA = 平均成本法回報 Dollar Cost Averaging Return

請參閱各基金的資料單張參考基金過去 5 年的年度表現。

For the calendar year return of the preceding 5 years of each Fund, please refer to the respective factsheet for details.

資料來源: © 2024 Morningstar, 以資產淨值及港元計算。

Source: © 2024 Morningstar, NAV to NAV, in HK dollar.

什麼是「平均成本法」?

「平均成本法」是一項紀律化的長線投資策略。透過這方式，無論市況如何，您都會以固定的金額作出定期投資於同一個投資項目，例如每月供款\$1,000港元。當價格偏低時，您所投資的固定金額會為您購入較多的基金單位；而當價格偏高時，您則會購入較少的基金單位。長線而言，您的平均投資成本便相對減低。

由於職業退休計劃是以每月供款形式投資，「平均成本法」回報更能反映您的情況，因此我們為您準備了以上的圖表，以顯示在不同時段的「平均成本法」回報。舉例您在1年前開始供款，您便可從1年表現一欄找到1年的「平均成本法」回報。

附註：

「平均成本法」的計算中假設一筆定額的款項會於每月最後一個營業日投資於同一個基金當中。而期間並無資產轉入或作出資產轉換。

What is Dollar Cost Averaging?

“Dollar Cost Averaging” (“DCA”) is a disciplined approach to long-term investing where you invest a fixed amount of money, for example HK\$1,000 per month regardless of the market situation. With this approach, you therefore buy more units when the prices are low and buy less when the prices are high. Over the long-run, your average investment cost is lowered.

As ORSO is a monthly contribution, the DCA return can therefore better reflect your situation. That’s why we have prepared the above table to show you the DCA returns for different time periods. For instance, if you started your contribution to the Scheme one year ago, you may refer to the 1 year performance column for the DCA return.

Remark:

DCA returns are calculated based on the assumption that a fixed amount of money is invested in the same fund on the last business day of every month. There is no initial transferred-in asset or asset switch during the investment period.

此基金資料單張可從景順積金網
www.invesco.com/hk 及透過
景順積金熱線 (852) 2842 7878
以圖文傳真方式索取。

This monthly factsheet is
available through the INVESNet
www.invesco.com/hk and
by fax-on-demand through the
INVESCall Member Hotline
(852) 2842 7878.

策略增長基金

Strategic Growth Fund

單位類別 A Unit Class A

重要提示 Important Information :

- 本基金主要投資於投資股票市場的景順基金，但如投資經理認為適當，亦可投資於景順基金系列內的其他基金。
The Fund invests primarily in Invesco Funds investing in equity markets, although it may invest in the full range of Invesco Funds where the Manager considers it appropriate to do so.
- 投資者務請留意股票風險，投資風險，基金中基金特定本質的風險，國際性投資的風險。
Investors should note the equities risk, investment risk, risk relating to the specific nature of a fund of funds, and risk with international investing.
- 本基金價值可以波動不定，並有可能大幅下跌。
The value of the Fund can be volatile and could go down substantially.
- 投資者不應單憑本文件而作出投資決定。
Investors should not base their investment decision on this material alone.

重要資料 Key Facts

基金類別 Fund Descriptor

混合資產基金 - 環球
Mixed Assets Fund - Global

成立日期 Inception Date 01/1992

基金貨幣 Fund Currency 港元 HK\$

基金總值 Fund Size 101.90
百萬港元 (HK\$ million)

基金價格 Fund Price \$320.99

基金評論 Fund Commentary

美國聯儲局主席鮑威爾(Jerome Powell)暗示，通脹達致2%的目標區間和任何潛在的減息可能需要「較預期更長的時間」。這又一次打擊了美國投資者的情緒，市場原本已日益相信聯儲局會在短期內減息。鑑於更多數據表明美國通脹居高不下，市場日益認為美國聯儲局的減息次數將較預期有所減少，因此導致4月份美國股市及債券市場表現受壓。

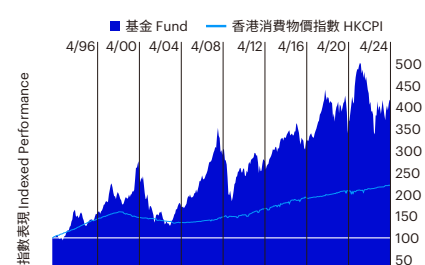
US Federal Reserve (Fed) Chair Jerome Powell indicated that it might take 'longer than expected' for inflation to reach the 2% target range and therefore justify any potential interest rate cuts. This was a new blow to US investor sentiment which had generally warmed up to the idea that rate cuts were on the horizon. A growing sense that the US Federal Reserve may cut interest rates less than previously thought due to further evidence of sticky US inflation weighed on the performance of US stock and bond markets during April.

投資目標 Investment Objective

透過投資於景順基金系列以獲長期的資本增值。

To achieve long-term capital appreciation through investment in the Invesco Funds range.

基金表現 Fund Performance (%)



累積表現 Cumulative Performance (%)

	年初至今 YTD	1年 1 year
基金 Fund	2.30	3.38

資產分佈 Asset Allocation** (%)

北美洲股票 N. American Equities	23.3
歐洲股票 European Equities	22.0
中港股票 Hong Kong & China Equities	21.1
日本股票 Japanese Equities	12.2
其他亞太地區股票 Other Asia Pacific Equities	15.8
現金及其他 Cash & Others+	5.6

風險指標 Risk Indicator (%)

波幅 Volatility [^]	15.70
----------------------------	-------

年度表現 Calendar Year Return (%)

	基金 Fund	基金 Fund
2023	5.93	-12.09
2022	-18.90	26.47
2021	0.31	2.07
2020	9.85	-3.56
2019	16.29	1.65

年化表現 Annualized Performance (% p.a.)

	5年 5 years	10年 10 years	成立至今 Since Incep.
基金 Fund	0.01	2.27	4.48

持有量最多之十項投資 Top Ten Holdings (%)

騰訊控股 Tencent Holdings Ltd	3.1
阿里巴巴 Alibaba Group Holding Ltd	2.4
台積電 Taiwan Semiconductor Manufacturing Co	2.1
微軟 Microsoft Corp	1.4
網易 Netease Inc	1.4
蘋果公司 Apple Inc	1.2
滙豐控股 HSBC Holdings PLC-HKD	1.2
Nvidia Corp	1.0
招商銀行 China Merchants Bank-H	1.0
友邦保險 AIA Group Ltd	1.0

附註 Remarks:

投資表現以資產淨值對資產淨值、股息再作投資及以基金貨幣為基礎計算。
The investment performance is NAV to NAV, gross income reinvested in fund currency.

+ 「現金及其他」包括現金、應收款項及應付款項。

* "Cash & Others" include cash, accounts receivable and accounts payable.

** 股票資產分佈的分類是基於上市地點。

Classification of asset allocation for equities is based on the place of listing.

[^] 波幅是根據基金在過去3年的每月回報以年度標準誤差計算。

Volatility is measured by the annualized standard deviation of the fund, based on its monthly rates of return over the past 3 years.

資產分配及持有量最多之十項投資反映有關基金之分佈。

Asset Allocation and Top Ten Holdings reflect the breakdown of the corresponding underlying funds.

資產分佈總和可因小數進位情況而不相等於100。

Summation of asset allocation may not equal to 100 due to rounding.

資料來源：景順，銀聯信託有限公司，政府統計處及 © 2024 Morningstar.

Source: Invesco, Bank Consortium Trust Company Limited, Census & Statistics Department and © 2024 Morningstar.

重要提示 Important Information:

投資附帶風險。過往業績並不表示將來會有類似業績。投資者應細閱有關基金章程，並參閱有關產品特性及其風險因素。此文件未經證券及期貨事務監察委員會審閱，並由景順投資管理有限公司(Invesco Hong Kong Limited)刊發。©2024版權為Morningstar Inc.所有。本報告所包含的資料：(一) 屬於Morningstar及其資料提供者的專利；(二) 不可複印或分發及(三) 僅作參考用途。Morningstar及其資料來源提供高不會就使用本報告而引起的任何賠償或損失承擔責任。資產配置相關數據是Morningstar參考景順(Invesco)所提供的基金之所有持股資料作計算。Morningstar之特許工具和內容是由交互式數據管理方案作支撐。

Investment involves risks. Past performance is not indicative of future performance. Investors should read the relevant prospectus for details, including the risk factors and product features. This material has not been reviewed by the Securities and Futures Commission and is issued by Invesco Hong Kong Limited (景順投資管理有限公司). ©2024 Morningstar, Inc. All rights reserved. The information contained herein: (1) is proprietary to Morningstar and/or its content providers; (2) may not be copied or distributed; and (3) is provided for reference purposes only. Neither Morningstar nor its content providers are responsible for any damages or losses arising from any use of this information. Asset allocation data is derived by Morningstar using full holdings data provided by Invesco. Morningstar Licensed Tools and Content powered by Interactive Data Managed Solutions.

除另有說明外，所有數據均截至本文件之日期。
All data is as of the date of this document unless otherwise stated.

增長基金 Growth Fund

單位類別 A Unit Class A

重要提示 Important Information :

- 本基金主要投資於環球股票市場以為投資者提供長期資本增值。
The Fund seeks to provide investors with long term capital growth by investing primarily in global equity markets.
- 投資者務請留意股票風險，投資風險，基金中基金特定本質的風險，國際性投資的風險。
Investors should note the equities risk, investment risk, risk relating to the specific nature of a fund of funds, and risk with international investing.
- 本基金價值可以波動不定，並有可能大幅下跌。
The value of the Fund can be volatile and could go down substantially.
- 投資者不應單憑本文件而作出投資決定。
Investors should not base their investment decision on this material alone.

重要資料 Key Facts

基金類別 Fund Descriptor

股票基金 - 環球
Equity Fund - Global

成立日期 Inception Date 09/1999

基金貨幣 Fund Currency 港元 HK\$

基金總值 Fund Size 281.99
百萬港元 (HK\$ million)

基金價格 Fund Price \$196.64

基金評論 Fund Commentary

美國聯儲局主席鮑威爾(Jerome Powell)暗示，通脹達致2%的目標區間和任何潛在的減息可能需要「較預期更長的時間」。這又一次打擊了美國投資者的情緒，市場原本已日益相信聯儲局會在短期內減息。歐元區經濟於第一季度走出衰退，結束了五個季度的經濟停滯。2024年第一季度，區內實質國內生產總值(GDP)增長0.3%，遠高於所有主要經濟體預期。亞洲方面，隨著中國的一間主要房地產開發商與債券持有人就其流動性問題達成和解，市場情緒有所改善，進而帶動中國內地及香港股市錄得正回報。區內，日本及南韓市場表現最差。

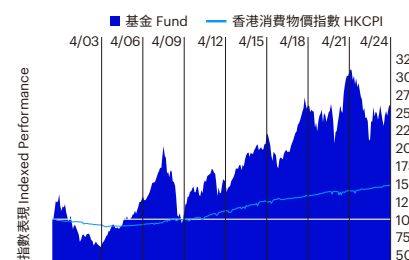
US Federal Reserve (Fed) Chair Jerome Powell indicated that it might take 'longer than expected' for inflation to reach the 2% target range and therefore justify any potential interest rate cuts. This was a new blow to US investor sentiment which had generally warmed up to the idea that rate cuts were on the horizon. The Euro area economy came out of recession in first quarter, leaving behind five quarters of stagnation. Area-wide real Gross Domestic Product (GDP) grew by 0.3% in the first quarter of 2024, notably faster than expected in all major economies. In Asia, Chinese and Hong Kong equities made positive returns, helped by an improvement in sentiment after a major Chinese property developer reached a solution with bondholders for its liquidity issues. The weakest performing markets in the region were Japan and South Korea.

投資目標 Investment Objective

透過投資於環球股票，主要香港股市，達致長期資本增值的目標。

To achieve long-term capital appreciation through investments in global equities, with an emphasis on Hong Kong equities.

基金表現 Fund Performance (%)



累積表現 Cumulative Performance (%)

	年初至今 YTD	1年 1 year
基金 Fund	2.36	3.57

資產分佈 Asset Allocation** (%)

北美洲股票 N. American Equities	23.2
歐洲股票 European Equities	22.0
中港股票 Hong Kong & China Equities	21.0
日本股票 Japanese Equities	12.2
其他亞太地區股票 Other Asia Pacific Equities	15.8
現金及其他 Cash & Others+	5.9

風險指標 Risk Indicator (%)

波幅 Volatility^	15.68
----------------	-------

附註 Remarks:

投資表現以資產淨值對資產淨值、股息再作投資及以基金貨幣為基礎計算。
The investment performance is NAV to NAV, gross income reinvested in fund currency.

+ 「現金及其他」包括現金、應收款項及應付款項。

** Cash & Others* include cash, accounts receivable and accounts payable.

** 股票資產分佈的分類是基於上市地點。

Classification of asset allocation for equities is based on the place of listing.

^ 波幅是根據基金在過去3年的每月回報以年度標準誤差計算。

Volatility is measured by the annualized standard deviation of the fund, based on its monthly rates of return over the past 3 years.

資產分配及持有量最多之十項投資反映有關基金之分佈。

Asset Allocation and Top Ten Holdings reflect the breakdown of the corresponding underlying funds.

資產分佈總和可因小數進位情況而不相等於100。

Summation of asset allocation may not equal to 100 due to rounding.

資料來源：景順，銀聯信託有限公司，政府統計處及 © 2024 Morningstar.

Source: Invesco, Bank Consortium Trust Company Limited, Census & Statistics Department and © 2024 Morningstar.

年度表現 Calendar Year Return (%)

	基金 Fund	基金 Fund
2023	6.14	2018 -12.67
2022	-18.42	2017 31.14
2021	0.95	2016 2.62
2020	10.02	2015 -4.02
2019	17.43	2014 2.02

年化表現 Annualized Performance (% p.a.)

	5年 5 years	10年 10 years	成立至今 Since Incep.
基金 Fund	0.31	3.01	3.92

持有量最多之十項投資 Top Ten Holdings (%)

騰訊控股 Tencent Holdings Ltd	3.1
阿里巴巴 Alibaba Group Holding Ltd	2.4
台積電 Taiwan Semiconductor Manufacturing Co	2.1
微軟 Microsoft Corp	1.4
網易 Netease Inc	1.4
蘋果公司 Apple Inc	1.2
滙豐控股 HSBC Holdings PLC-HKD	1.2
Nvidia Corp	1.0
招商銀行 China Merchants Bank-H	1.0
友邦保險 AIA Group Ltd	1.0

重要提示 Important Information:

投資附帶風險。過往業績並不表示將來會有類似業績。投資者應細閱有關基金章程，並參閱有關產品特性及其風險因素。此文件未經證券及期貨事務監察委員會審閱，並由景順投資管理有限公司(Invesco Hong Kong Limited)刊發。©2024版權為Morningstar Inc.所有。本報告所包含的資料：(一) 屬於Morningstar及其資料提供者的專利；(二) 不可複印或分發及(三) 僅作參考用途。Morningstar及其資料來源提供高不會就使用本報告而引起的任何賠償或損失承擔責任。資產配置相關數據是Morningstar參考景順(Invesco)所提供的基金之所有持股資料作計算。Morningstar之特許工具和內容是由交互式數據管理方案作支撐。

Investment involves risks. Past performance is not indicative of future performance. Investors should read the relevant prospectus for details, including the risk factors and product features. This material has not been reviewed by the Securities and Futures Commission and is issued by Invesco Hong Kong Limited (景順投資管理有限公司). ©2024 Morningstar, Inc. All rights reserved. The information contained herein: (1) is proprietary to Morningstar and/or its content providers; (2) may not be copied or distributed; and (3) is provided for reference purposes only. Neither Morningstar nor its content providers are responsible for any damages or losses arising from any use of this information. Asset allocation data is derived by Morningstar using full holdings data provided by Invesco. Morningstar Licensed Tools and Content powered by Interactive Data Managed Solutions.

除另有說明外，所有數據均截至本文件之日期。
All data is as of the date of this document unless otherwise stated.

平衡基金 Balanced Fund

單位類別 A Unit Class A

重要提示 Important Information :

- 本基金透過投資於環球債券及股票為投資者提供長期的資本增值。
The Fund seeks to provide investors with long term capital growth through investments in global bonds and equities.
- 投資者務請留意股票風險, 投資風險, 基金中基金特定本質的風險, 信用風險, 利率風險, 國際性投資的風險。
Investors should note the equities risk, investment risk, risk relating to the specific nature of a fund of funds, credit risk, interest rate risk, and risk with international investing.
- 本基金價值可以波動不定, 並有可能大幅下跌。
The value of the Fund can be volatile and could go down substantially.
- 投資者不應單憑本文件而作出投資決定。
Investors should not base their investment decision on this material alone.

重要資料 Key Facts

基金類別 Fund Descriptor

混合資產基金 - 環球
Mixed Assets Fund - Global

成立日期 Inception Date 05/1984

基金貨幣 Fund Currency 港元 HK\$

基金總值 Fund Size 1,033.67
百萬港元 (HK\$ million)

基金價格 Fund Price \$415.45

基金評論 Fund Commentary

美國聯儲局主席鮑威爾(Jerome Powell)暗示, 通脹達致2%的目標區間和任何潛在的減息可能需要「較預期更長的時間」。這又一次打擊了美國投資者的情緒, 市場原本已日益相信聯儲局會在短期內減息。鑑於更多數據表明美國通脹居高不下, 市場日益認為美國聯儲局的減息次數將較預期有所減少, 因此導致4月份美國股市及債券市場表現受壓。

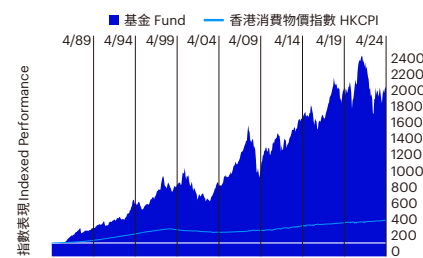
US Federal Reserve (Fed) Chair Jerome Powell indicated that it might take 'longer than expected' for inflation to reach the 2% target range and therefore justify any potential interest rate cuts. This was a new blow to US investor sentiment which had generally warmed up to the idea that rate cuts were on the horizon. A growing sense that the US Federal Reserve may cut interest rates less than previously thought due to further evidence of sticky US inflation weighed on the performance of US stock and bond markets during April.

投資目標 Investment Objective

以超越香港工資通脹率為宗旨, 達到長期資本增值的目標。

To achieve capital appreciation in excess of Hong Kong salary inflation over the long-term.

基金表現 Fund Performance (%)



累積表現 Cumulative Performance (%)

	年初至今 YTD	1年 1 year
基金 Fund	0.29	1.46

資產分佈 Asset Allocation** (%)

北美洲股票 N. American Equities	17.5
歐洲股票 European Equities	16.3
中港股票 Hong Kong & China Equities	15.8
日本股票 Japanese Equities	9.0
其他亞太地區股票 Other Asia Pacific Equities	11.8
債券 Bonds	27.1
現金及其他 Cash & Others+	2.5

風險指標 Risk Indicator (%)

波幅 Volatility [^]	13.80
----------------------------	-------

附註 Remarks:

投資表現以資產淨值對資產淨值、股息再作投資及以基金貨幣為基礎計算。
The investment performance is NAV to NAV, gross income reinvested in fund currency.

+ 「現金及其他」包括現金、應收款項及應付款項。

** 股票資產分佈的分類是基於上市地點。

Classification of asset allocation for equities is based on the place of listing.

[^] 波幅是根據基金在過去3年的每月回報以年度標準誤差計算。

Volatility is measured by the annualized standard deviation of the fund, based on its monthly rates of return over the past 3 years.

資產分配及持有量最多之十項投資反映有關基金之分佈。

Asset Allocation and Top Ten Holdings reflect the breakdown of the corresponding underlying funds.

資產分佈總和可因小數進位情況而不相等於100。

Summation of asset allocation may not equal to 100 due to rounding.

資料來源: 景順, 銀聯信託有限公司, 政府統計處及 © 2024 Morningstar.

Source: Invesco, Bank Consortium Trust Company Limited, Census & Statistics Department and © 2024 Morningstar.

年度表現 Calendar Year Return (%)

	基金 Fund	基金 Fund
2023	6.24	2018 -10.46
2022	-17.67	2017 24.84
2021	-0.82	2016 2.16
2020	10.06	2015 -3.54
2019	14.35	2014 1.74

年化表現 Annualized Performance (% p.a.)

	5年 5 years	10年 10 years	成立至今 Since Incep.
基金 Fund	-0.21	2.05	7.79

持有量最多之十項投資 Top Ten Holdings (%)

US Treasury Note/Bond 3.875% Aug 15 2033	3.2
騰訊控股 Tencent Holdings Ltd	2.3
US Treasury Note/Bond 2.875% May 15 2028	2.1
阿里巴巴 Alibaba Group Holding Ltd	1.8
US Treasury Inflation Indexed Bond 2.375% Oct 15 2028	1.7
US Treasury Note/Bond 3.75% May 31 2030	1.7
Japan (5 Year Issue) 0.1% Jun 20 2024	1.6
台積電 Taiwan Semiconductor Manufacturing Co	1.5
Canadian Government 3.25% Sep 1 2028	1.3
Czech Republic 4.9% Apr 14 2034	1.3

重要提示 Important Information:

投資附帶風險。過往業績並不表示將來會有類似業績。投資者應細閱有關基金章程, 並參閱有關產品特性及其風險因素。此文件未經證券及期貨事務監察委員會審閱, 並由景順投資管理有限公司(Invesco Hong Kong Limited)刊發。©2024版權為Morningstar Inc.所有。本報告所包含的資料: (一) 屬於Morningstar及其資料提供者的專利; (二) 不可複印或分發及 (三) 僅作參考用途。Morningstar及其資料來源提供高不會就使用本報告而引起的任何賠償或損失承擔責任。資產配置相關數據是Morningstar參考景順(Invesco)所提供的基金之所有持股資料作計算。Morningstar之特許工具和內容是由交互式數據管理方案作支撐。

Investment involves risks. Past performance is not indicative of future performance. Investors should read the relevant prospectus for details, including the risk factors and product features. This material has not been reviewed by the Securities and Futures Commission and is issued by Invesco Hong Kong Limited (景順投資管理有限公司). ©2024 Morningstar, Inc. All rights reserved. The information contained herein: (1) is proprietary to Morningstar and/or its content providers; (2) may not be copied or distributed; and (3) is provided for reference purposes only. Neither Morningstar nor its content providers are responsible for any damages or losses arising from any use of this information. Asset allocation data is derived by Morningstar using full holdings data provided by Invesco. Morningstar Licensed Tools and Content powered by Interactive Data Managed Solutions.

除另有說明外, 所有數據均截至本文件之日期。
All data is as of the date of this document unless otherwise stated.

平穩增長基金

Stable Growth Fund

單位類別 A Unit Class A

重要提示 Important Information :

- 本基金將同時投資於環球債券及以香港市場為主的環球股票。
The Fund will invest in a combination of global bonds and global equities with a bias towards the Hong Kong market.
- 投資者務請留意股票風險，投資風險，基金中基金特定本質的風險，信用風險，利率風險，國際性投資的風險。
Investors should note the equities risk, investment risk, risk relating to the specific nature of a fund of funds, credit risk, interest rate risk, and risk with international investing.
- 本基金價值可以波動不定，並有可能大幅下跌。
The value of the Fund can be volatile and could go down substantially.
- 投資者不應單憑本文件而作出投資決定。
Investors should not base their investment decision on this material alone.

重要資料 Key Facts

基金類別 Fund Descriptor

混合資產基金 - 環球
Mixed Assets Fund - Global

成立日期 Inception Date 01/2001

基金貨幣 Fund Currency 港元 HK\$

基金總值 Fund Size 83.53
百萬港元 (HK\$ million)

基金價格 Fund Price \$21.93

基金評論 Fund Commentary

美國聯儲局主席鮑威爾(Jerome Powell)暗示，通脹達致2%的目標區間和任何潛在的減息可能需要「較預期更長的時間」。這又一次打擊了美國投資者的情緒，市場原本已日益相信聯儲局會在短期內減息。鑑於更多數據表明美國通脹居高不下，市場日益認為美國聯儲局的減息次數將較預期有所減少，因此導致4月份美國股市及債券市場表現受壓。

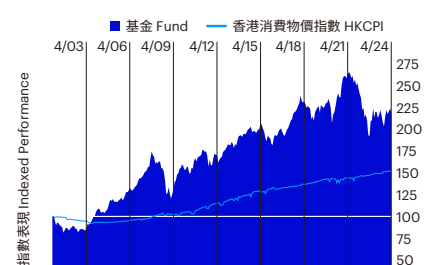
US Federal Reserve (Fed) Chair Jerome Powell indicated that it might take 'longer than expected' for inflation to reach the 2% target range and therefore justify any potential interest rate cuts. This was a new blow to US investor sentiment which had generally warmed up to the idea that rate cuts were on the horizon. A growing sense that the US Federal Reserve may cut interest rates less than previously thought due to further evidence of sticky US inflation weighed on the performance of US stock and bond markets during April.

投資目標 Investment Objective

達致長期資本增值，同時維持一定之資本穩定。

To achieve capital appreciation over the long term while maintaining a certain degree of capital stability.

基金表現 Fund Performance (%)



累積表現 Cumulative Performance (%)

	年初至今 YTD	1年 1 year
基金 Fund	-1.13	0.00

資產分佈 Asset Allocation** (%)

北美洲股票 N. American Equities	12.5
歐洲股票 European Equities	11.7
中港股票 Hong Kong & China Equities	11.3
日本股票 Japanese Equities	6.5
其他亞太地區股票 Other Asia Pacific Equities	8.5
債券 Bonds	46.4
現金及其他 Cash & Others+	3.0

風險指標 Risk Indicator (%)

波幅 Volatility [^]	12.15
----------------------------	-------

附註 Remarks:

投資表現以資產淨值對資產淨值、股息再作投資及以基金貨幣為基礎計算。
The investment performance is NAV to NAV, gross income reinvested in fund currency.

+ 「現金及其他」包括現金、應收款項及應付款項。

** 「Cash & Others」 include cash, accounts receivable and accounts payable.

** 股票資產分佈的分類是基於上市地點。

Classification of asset allocation for equities is based on the place of listing.

[^] 波幅是根據基金在過去3年的每月回報以年度標準誤差計算。

Volatility is measured by the annualized standard deviation of the fund, based on its monthly rates of return over the past 3 years.

資產分配及持有量最多之十項投資反映有關基金之分佈。

Asset Allocation and Top Ten Holdings reflect the breakdown of the corresponding underlying funds.

資產分佈總和可因小數進位情況而不相等於100。

Summation of asset allocation may not equal to 100 due to rounding.

資料來源：景順，銀聯信託有限公司，政府統計處及 © 2024 Morningstar.

Source: Invesco, Bank Consortium Trust Company Limited, Census & Statistics Department and © 2024 Morningstar.

年度表現 Calendar Year Return (%)

	基金 Fund	基金 Fund
2023	5.72	2018 -8.59
2022	-16.98	2017 19.24
2021	-2.17	2016 1.58
2020	10.20	2015 -3.37
2019	11.83	2014 1.56

年化表現 Annualized Performance (% p.a.)

	5年 5 years	10年 10 years	成立至今 Since Incep.
基金 Fund	-0.64	1.20	3.43

持有量最多之十項投資 Top Ten Holdings (%)

US Treasury Note/Bond 3.875% Aug 15 2033	5.5
US Treasury Note/Bond 2.875% May 15 2028	3.7
US Treasury Inflation Indexed Bond 2.375% Oct 15 2028	2.9
US Treasury Note/Bond 3.75% May 31 2030	2.8
Japan (5 Year Issue) 0.1% Jun 20 2024	2.8
Canadian Government 3.25% Sep 1 2028	2.3
Czech Republic 4.9% Apr 14 2034	2.2
騰訊控股 Tencent Holdings Ltd	1.7
US Treasury Note/Bond 1.875% Nov 15 2051	1.5
United Kingdom Gilt 0.5% Jan 31 2029	1.4

重要提示 Important Information:

投資附帶風險。過往業績並不表示將來會有類似業績。投資者應細閱有關基金章程，並參閱有關產品特性及其風險因素。此文件未經證券及期貨事務監察委員會審閱，並由景順投資管理有限公司(Invesco Hong Kong Limited)刊發。©2024版權為Morningstar Inc.所有。本報告所包含的資料：(一)屬於Morningstar及其資料提供者的專利；(二)不可複印或分發及(三)僅作參考用途。Morningstar及其資料來源提供高不會就使用本報告而引起的任何賠償或損失承擔責任。資產配置相關數據是Morningstar參考景順(Invesco)所提供的基金之所有持股資料作計算。Morningstar之特許工具和內容是由交互式數據管理方案作支撐。

Investment involves risks. Past performance is not indicative of future performance. Investors should read the relevant prospectus for details, including the risk factors and product features. This material has not been reviewed by the Securities and Futures Commission and is issued by Invesco Hong Kong Limited (景順投資管理有限公司). ©2024 Morningstar, Inc. All rights reserved. The information contained herein: (1) is proprietary to Morningstar and/or its content providers; (2) may not be copied or distributed; and (3) is provided for reference purposes only. Neither Morningstar nor its content providers are responsible for any damages or losses arising from any use of this information. Asset allocation data is derived by Morningstar using full holdings data provided by Invesco. Morningstar Licensed Tools and Content powered by Interactive Data Managed Solutions.

除另有說明外，所有數據均截至本文件之日期。
All data is as of the date of this document unless otherwise stated.

資本穩定基金
Capital Stable Fund

單位類別 A Unit Class A

重要提示 Important Information :

- 本基金旨在為投資者提供穩定的回報，乃主要投資於環球債券上，及投資於有增長潛力的環球股票。
The Fund seeks to provide investors with a stable return by investing mainly in global bonds with some additional growth potential through exposure to global equities.
- 投資者務請留意股票風險，投資風險，基金中基金特定本質的風險，信用風險，利率風險，國際性投資的風險。
Investors should note the equities risk, investment risk, risk relating to the specific nature of a fund of funds, credit risk, interest rate risk, and risk with international investing.
- 本基金價值可以波動不定，並有可能大幅下跌。
The value of the Fund can be volatile and could go down substantially.
- 投資者不應單憑本文件而作出投資決定。
Investors should not base their investment decision on this material alone.

重要資料 Key Facts
基金類別 Fund Descriptor

 混合資產基金 - 環球
Mixed Assets Fund - Global

成立日期 Inception Date 10/1999

基金貨幣 Fund Currency 港元 HK\$

 基金總值 Fund Size 114.59
百萬港元 (HK\$ million)

基金價格 Fund Price \$162.25

基金評論 Fund Commentary

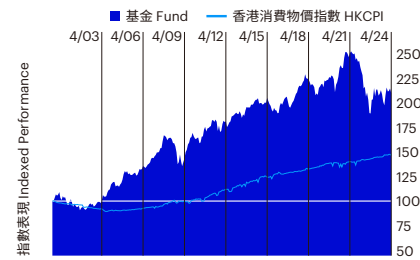
美國聯儲局主席鮑威爾(Jerome Powell)暗示，通脹達致2%的目標區間和任何潛在的減息可能需要「較預期更長的時間」。這又一次打擊了美國投資者的情緒，市場原本已日益相信聯儲局會在短期內減息。鑑於更多數據表明美國通脹居高不下，市場日益認為美國聯儲局的減息次數將較預期有所減少，因此導致4月份美國股市及債券市場表現受壓。

US Federal Reserve (Fed) Chair Jerome Powell indicated that it might take 'longer than expected' for inflation to reach the 2% target range and therefore justify any potential interest rate cuts. This was a new blow to US investor sentiment which had generally warmed up to the idea that rate cuts were on the horizon. A growing sense that the US Federal Reserve may cut interest rates less than previously thought due to further evidence of sticky US inflation weighed on the performance of US stock and bond markets during April.

投資目標 Investment Objective

以長線保本為目標，並透過限量投資於環球股票以提高回報。

To achieve capital preservation over the long term whilst seeking to enhance returns through limited exposure to global equities.

基金表現 Fund Performance (%)

累積表現 Cumulative Performance (%)

	年初至今 YTD	1年 1 year
基金 Fund	-2.59	-1.62

資產分佈 Asset Allocation (%)**

北美洲股票 N. American Equities	7.5
歐洲股票 European Equities	7.1
中港股票 Hong Kong & China Equities	6.8
日本股票 Japanese Equities	3.9
其他亞太地區股票 Other Asia Pacific Equities	5.1
債券 Bonds	65.3
現金及其他 Cash & Others+	4.2

風險指標 Risk Indicator (%)

波幅 Volatility [^]	10.63
----------------------------	-------

附註 Remarks:

投資表現以資產淨值對資產淨值、股息再作投資及以基金貨幣為基礎計算。
The investment performance is NAV to NAV, gross income reinvested in fund currency.

+ 「現金及其他」包括現金、應收款項及應付款項。

"Cash & Others" include cash, accounts receivable and accounts payable.

** 股票資產分佈的分類是基於上市地點。

Classification of asset allocation for equities is based on the place of listing.

[^] 波幅是根據基金在過去3年的每月回報以年度標準誤差計算。

Volatility is measured by the annualized standard deviation of the fund, based on its monthly rates of return over the past 3 years.

資產分配及持有量最多之十項投資反映有關基金之分佈。

Asset Allocation and Top Ten Holdings reflect the breakdown of the corresponding underlying funds.

資產分佈總和可因小數進位情況而不相等於100。

Summation of asset allocation may not equal to 100 due to rounding.

資料來源：景順，銀聯信託有限公司，政府統計處及 © 2024 Morningstar.

Source: Invesco, Bank Consortium Trust Company Limited, Census & Statistics Department and © 2024 Morningstar.

年度表現 Calendar Year Return (%)

	基金 Fund	基金 Fund
2023	5.89	2018 -6.60
2022	-16.16	2017 14.25
2021	-3.55	2016 1.44
2020	10.45	2015 -2.97
2019	9.53	2014 1.42

年化表現 Annualized Performance (% p.a.)

	5年 5 years	10年 10 years	成立至今 Since Incep.
基金 Fund	-0.88	0.54	3.06

持有量最多之十項投資 Top Ten Holdings (%)

US Treasury Note/Bond 3.875% Aug 15 2033	7.7
US Treasury Note/Bond 2.875% May 15 2028	5.2
US Treasury Inflation Indexed Bond 2.375% Oct 15 2028	4.1
US Treasury Note/Bond 3.75% May 31 2030	4.0
Japan (5 Year Issue) 0.1% Jun 20 2024	3.9
Canadian Government 3.25% Sep 1 2028	3.2
Czech Republic 4.9% Apr 14 2034	3.0
US Treasury Note/Bond 1.875% Nov 15 2051	2.1
United Kingdom Gilt 0.5% Jan 31 2029	1.9
Poland Government Bond 1.75% Apr 25 2032	1.7

重要提示 Important Information:

投資附帶風險。過往業績並不表示將來會有類似業績。投資者應細閱有關基金章程，並參閱有關產品特性及其風險因素。此文件未經證券及期貨事務監察委員會審閱，並由景順投資管理有限公司(Invesco Hong Kong Limited)刊發。©2024版權為Morningstar Inc.所有。本報告所包含的資料：(一)屬於Morningstar及其資料提供者的專利；(二)不可複印或分發及(三)僅作參考用途。Morningstar及其資料來源提供高不會就使用本報告而引起的任何賠償或損失承擔責任。資產配置相關數據是Morningstar參考景順(Invesco)所提供的基金之所有持股資料作計算。Morningstar之特許工具和內容是由交互式數據管理方案作支撐。

Investment involves risks. Past performance is not indicative of future performance. Investors should read the relevant prospectus for details, including the risk factors and product features. This material has not been reviewed by the Securities and Futures Commission and is issued by Invesco Hong Kong Limited (景順投資管理有限公司). ©2024 Morningstar, Inc. All rights reserved. The information contained herein: (1) is proprietary to Morningstar and/or its content providers; (2) may not be copied or distributed; and (3) is provided for reference purposes only. Neither Morningstar nor its content providers are responsible for any damages or losses arising from any use of this information. Asset allocation data is derived by Morningstar using full holdings data provided by Invesco. Morningstar Licensed Tools and Content powered by Interactive Data Managed Solutions. 除另有說明外，所有數據均截至本文件之日期。

All data is as of the date of this document unless otherwise stated.

環球債券基金
Global Bond Fund

單位類別 A Unit Class A

重要提示 Important Information :

- 本基金主要投資於景順集成投資基金內的國際債券基金，該基金主要投資於債券及其他定息或浮息債務證券。
The Fund invests primarily in the International Bond Fund of Invesco Pooled Investment Fund, which invests in bonds and other fixed and floating rate debt securities.
- 投資者務請留意投資風險，基金中基金特定本質的風險，信用風險，利率風險，國際性投資的風險。
Investors should note the investment risk, risk relating to the specific nature of a fund of funds, credit risk, interest rate risk, and risk with international investing.
- 本基金價值可以波動不定，並有可能大幅下跌。
The value of the Fund can be volatile and could go down substantially.
- 投資者不應單憑本文件而作出投資決定。
Investors should not base their investment decision on this material alone.

重要資料 Key Facts
基金類別 Fund Descriptor

 債券基金 - 環球
Bond Fund - Global

成立日期 Inception Date 01/1992

基金貨幣 Fund Currency 港元 HK\$

 基金總值 Fund Size 84.49
百萬港元 (HK\$ million)

基金價格 Fund Price \$230.89

基金評論 Fund Commentary

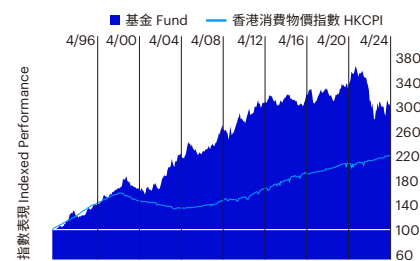
鑑於更多數據表明美國通脹居高不下，市場日益認為美國聯儲局的減息次數將較預期有所減少，因此導致4月份債券市場表現受壓。由於4月份歐元區消費者價格保持穩定，核心通脹從2.9%降至2.7%，市場預期歐洲央行可能於6月份召開的政策會議上實施五年來的首次減息。然而，部分政策制定者提示，鑑於有關能源價格上漲及地緣政治緊張局勢加劇的憂慮，6月份減息過後央行未必繼續減息。企業債券市場方面，對利率變動較為敏感的投資級別債券表現遜於高收益債券。美元及英鎊投資級別債券跌幅最大，分別下跌2.33%及2.04%，歐元投資級別債券回報率為-0.84%。

A growing sense that the US Federal Reserve (Fed) may cut interest rates less than previously thought due to further evidence of sticky US inflation weighed on the performance of bond markets during April. The prospect that the European Central Bank is likely to cut interest rates for the first time in five years at their next policy meeting in June was supported by consumer prices in the eurozone remaining steady in April with core inflation slowing from 2.9% to 2.7%. However, some policymakers cautioned that a rate cut in June would not necessarily be followed by a series of further reductions due to concerns over rising energy prices and heightened geopolitical tensions. Corporate bond markets saw Investment Grade (IG) bonds, sensitive to interest rate changes, underperform high yield bonds. Dollar and sterling IG bonds weakened most, down 2.33% and 2.04%, while euro IG bonds returned -0.84%.

投資目標 Investment Objective

以長線保本為目標。

To achieve capital preservation over the long term.

基金表現 Fund Performance (%)

累積表現 Cumulative Performance (%)

	年初至今 YTD	1年 1 year
基金 Fund	-4.61	-3.75

資產分佈 Asset Allocation (%)

美元債券 Dollar Bloc	42.8
歐洲債券 European Bonds	32.7
日本債券 Japanese Bonds	9.0
其他亞太地區債券 Other Asia Pacific Bonds	10.7
其他國家債券 Other Countries Bond	0.3
現金及其他 Cash & Others+	4.4

風險指標 Risk Indicator (%)

波幅 Volatility [^]	8.94
----------------------------	------

附註 Remarks:

投資表現以資產淨值對資產淨值、股息再作投資及以基金貨幣為基礎計算。

The investment performance is NAV to NAV, gross income reinvested in fund currency.

+ 「現金及其他」包括現金、應收款項及應付款項。

^ "Cash & Others" include cash, accounts receivable and accounts payable.

^ 波幅是根據基金在過去3年的每月回報以年度標準誤差計算。

Volatility is measured by the annualized standard deviation of the fund, based on its monthly rates of return over the past 3 years.

資產分配及持有量最多之十項投資反映有關基金之分佈。

Asset Allocation and Top Ten Holdings reflect the breakdown of the corresponding underlying funds.

資產分佈總和可因小數進位情況而不相等於100。

Summation of asset allocation may not equal to 100 due to rounding.

資料來源：景順，銀聯信託有限公司，政府統計處及© 2024 Morningstar。

Source: Invesco, Bank Consortium Trust Company Limited, Census & Statistics Department and © 2024 Morningstar.

年度表現 Calendar Year Return (%)

	基金 Fund	基金 Fund
2023	5.61	2018 -3.72
2022	-15.03	2017 6.82
2021	-5.49	2016 0.99
2020	10.32	2015 -2.67
2019	5.88	2014 1.09

年化表現 Annualized Performance (% p.a.)

	5年 5 years	10年 10 years	成立至今 Since Incep.
基金 Fund	-1.48	-0.65	3.42

持有量最多之十項投資 Top Ten Holdings (%)

US Treasury Note/Bond 3.875% Aug 15 2033	11.2
US Treasury Note/Bond 2.875% May 15 2028	7.6
US Treasury Inflation Indexed Bond 2.375% Oct 15 2028	5.9
US Treasury Note/Bond 3.75% May 31 2030	5.9
Japan (5 Year Issue) 0.1% Jun 20 2024	5.7
Canadian Government 3.25% Sep 1 2028	4.7
Czech Republic 4.9% Apr 14 2034	4.4
US Treasury Note/Bond 1.875% Nov 15 2051	3.1
United Kingdom Gilt 0.5% Jan 31 2029	2.8
Poland Government Bond 1.75% Apr 25 2032	2.4

重要提示 Important Information:

投資附帶風險。過往業績並不表示將來會有類似業績。投資者應細閱有關基金章程，並參閱有關產品特性及其風險因素。此文件未經證券及期貨事務監察委員會審閱，並由景順投資管理有限公司(Invesco Hong Kong Limited)刊發。©2024版權為Morningstar Inc.所有。本報告所包含的資料：(一) 屬於Morningstar及其資料提供者的專利；(二) 不可複印或分發及(三) 僅作參考用途。Morningstar及其資料來源提供高不會就使用本報告而引起的任何賠償或損失承擔責任。資產配置相關數據是Morningstar參考景順(Invesco)所提供的基金之所有持股資料作計算。Morningstar之特許工具和內容是由交互式數據管理方案作支撐。

Investment involves risks. Past performance is not indicative of future performance. Investors should read the relevant prospectus for details, including the risk factors and product features. This material has not been reviewed by the Securities and Futures Commission and is issued by Invesco Hong Kong Limited (景順投資管理有限公司). ©2024 Morningstar, Inc. All rights reserved. The information contained herein: (1) is proprietary to Morningstar and/or its content providers; (2) may not be copied or distributed; and (3) is provided for reference purposes only. Neither Morningstar nor its content providers are responsible for any damages or losses arising from any use of this information. Asset allocation data is derived by Morningstar using full holdings data provided by Invesco. Morningstar Licensed Tools and Content powered by Interactive Data Managed Solutions.

除另有說明外，所有數據均截至本文件之日期。
All data is as of the date of this document unless otherwise stated.

港元貨幣市場基金

HK\$ Money Market Fund

單位類別 A Unit Class A

重要提示 Important Information :

- 本基金旨在提供高度穩健的投資。透過景順集成投資基金內的港元儲備基金，投資於港元現金、以港元為單位的貨幣市場工具以及最初或剩餘年期不超過 12 個月的短期定息證券。
The Fund aims to provide a high degree of security by investing through the HK\$ Reserve Fund of Invesco Pooled Investment Fund in HK Dollar cash and HK Dollar denominated money market instruments as well as short-dated fixed interest securities which have an initial or residual maturity not exceeding 12 months.
- 投資者務請留意投資風險，基金中基金特定本質的風險，信用風險，利率風險。
Investors should note the investment risk, risk relating to the specific nature of a fund of funds, credit risk, and interest rate risk.
- 本基金價值可以波動不定，並有可能大幅下跌。
The value of the Fund can be volatile and could go down substantially.
- 投資者不應單憑本文件而作出投資決定。
Investors should not base their investment decision on this material alone.

重要資料 Key Facts

基金類別 Fund Descriptor

貨幣市場基金 - 香港
Money Market Fund - Hong Kong

成立日期 Inception Date 08/2000

基金貨幣 Fund Currency 港元 HK\$

基金總值 Fund Size 94.20
百萬港元(HK\$ million)

基金價格 Fund Price \$12.94

基金評論 Fund Commentary

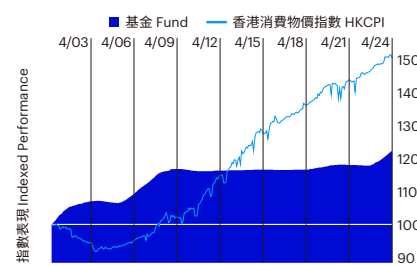
於最近的聯邦公開市場委員會會議上，聯儲局保持政策利率不變。近期發佈的大部分宏觀數據均說明美國會推遲啟動減息週期。美國宏觀數據強勁導致減息預期持續減弱，進而推動美國國債孳息率普遍上升。2年期國債孳息率從4.62%升至5.04%，5年期國債孳息率從4.21%升至4.72%，10年期國債孳息率則從4.20%升至4.68%。香港2年期政府債券孳息率上升30點子，7年期政府債券孳息率上升24點子。

In the latest FOMC meeting, the US Federal Reserve (Fed) left the policy rate unchanged. Most macro data released recently argued for a delayed rate cut cycle in US. US Treasury yields rose broadly on the back of strong US macro data as the rate cut expectations continued to be priced out. The 2-year Treasury yield rose from 4.62% to 5.04%, the 5-year Treasury ended higher from 4.21% to 4.72%, while the 10-year Treasury rose from 4.20% to 4.68%. The HK government bond yield rose by 30bps on the 2-year and 24bps higher on the 7-year.

投資目標 Investment Objective

尋求在承擔低風險的同時保持資本的價值。
To preserve capital with minimal risk.

基金表現 Fund Performance (%)



累積表現 Cumulative Performance (%)

	年初至今 YTD	1年 1 year
基金 Fund	0.94	2.78

資產分佈 Asset Allocation (%)

債券 Bonds	48.7
貨幣市場工具 Money Market Instruments	42.2
現金及其他 Cash & Others+	9.0

風險指標 Risk Indicator (%)

波幅 Volatility [^]	0.40
----------------------------	------

年度表現 Calendar Year Return (%)

	基金 Fund	基金 Fund
2023	2.48	0.41
2022	0.24	0.08
2021	-0.16	-0.08
2020	0.16	0.00
2019	0.73	0.16

年化表現 Annualized Performance (% p.a.)

	5年 5 years	10年 10 years	成立至今 Since Incep.
基金 Fund	0.84	0.48	0.85

持有量最多之十項投資 Top Ten Holdings (%)

Hong Kong T-Bills 0% May 8 2024	5.3
Hong Kong T-Bills 0% May 16 2024	5.3
Hong Kong T-Bills 0% May 22 2024	5.3
Hong Kong T-Bills 0% May 29 2024	5.3
Hong Kong T-Bills 0% Jun 26 2024	4.2
Bank of East Asia Ltd Deposit 4.42% May 3 2024	2.4
Shanghai Commercial Bank Deposit 4.6% May 6 2024	2.4
Agricultural Bank Deposit 4.45% Jun 3 2024	2.3
Public Bank Deposit 4.4% Jul 11 2024	2.3
CMB Wing Lung Bank Deposit 4.43% May 2 2024	2.3

附註 Remarks:

投資表現以資產淨值對資產淨值、股息再作投資及以基金貨幣為基礎計算。
The investment performance is NAV to NAV, gross income reinvested in fund currency.

+ 「現金及其他」包括現金、應收款項及應付款項。
+ "Cash & Others" include cash, accounts receivable and accounts payable.

[^] 波幅是根據基金在過去3年的每月回報以年度標準誤差計算。
[^] Volatility is measured by the annualized standard deviation of the fund, based on its monthly rates of return over the past 3 years.

投資者應注意投資於此基金並不同於將資金存放於銀行或接受存款公司，而投資經理並無義務以發行價贖回單位。基金並不受香港金融管理局監管。
Investors should note investment in the Fund is not the same as placing funds on deposit with a bank or deposit-taking company, and the Manager has no obligation to redeem such units at their issue price. The Fund is not subject to the supervision of the Hong Kong Monetary Authority.

資產分配及持有量最多之十項投資反映有關基金之分佈。
Asset Allocation and Top Ten Holdings reflect the breakdown of the corresponding underlying funds.

資產分佈總和可因小數進位情況而不相等於100。
Summation of asset allocation may not equal to 100 due to rounding.

資料來源：景順，銀聯信託有限公司，政府統計處及 © 2024 Morningstar。
Source: Invesco, Bank Consortium Trust Company Limited, Census & Statistics Department and © 2024 Morningstar.

重要提示 Important Information:

投資附帶風險。過往業績並不表示將來會有類似業績。投資者應細閱有關基金章程，並參閱有關產品特性及其風險因素。此文件未經證券及期貨事務監察委員會審閱，並由景順投資管理有限公司(Invesco Hong Kong Limited)刊發。©2024版權為Morningstar Inc.所有。本報告所包含的資料：(一)屬於Morningstar及其資料提供者的專利；(二)不可複印或分發及(三)僅作參考用途。Morningstar及其資料來源提供高不會就使用本報告而引起的任何賠償或損失承擔責任。資產配置相關數據是Morningstar參考景順(Invesco)所提供的基金之所有持股票資料作計算。Morningstar之特許工具和內容是由交互式數據管理方案作支撐。

Investment involves risks. Past performance is not indicative of future performance. Investors should read the relevant prospectus for details, including the risk factors and product features. This material has not been reviewed by the Securities and Futures Commission and is issued by Invesco Hong Kong Limited (景順投資管理有限公司). ©2024 Morningstar, Inc. All rights reserved. The information contained herein: (1) is proprietary to Morningstar and/or its content providers; (2) may not be copied or distributed; and (3) is provided for reference purposes only. Neither Morningstar nor its content providers are responsible for any damages or losses arising from any use of this information. Asset allocation data is derived by Morningstar using full holdings data provided by Invesco. Morningstar Licensed Tools and Content powered by Interactive Data Managed Solutions. 除另有說明外，所有數據均截至本文件之日期。
All data is as of the date of this document unless otherwise stated.

成員服務 Member Services

景順積金熱線 INVESCall: (852) 2842 7878
景順積金網 INVESNet: www.invesco.com/hk
電郵 Email: memberservices@invesco.com

投資附帶風險。投資者應細閱有關基金章程，並參閱有關產品特性及其風險因素。基金目標並不獲保證，產品價格可能下跌或上升，投資者會因投資此產品而虧損或獲利，而此產品亦未必適合所有投資者。投資者不應單就此文件提供之資料而作出投資決定。

此文件並未經證券及期貨事務委員會審閱並由景順投資管理有限公司刊發。

Investment involves risks. Investors should read the relevant prospectus for details, including the risk factors and product features. There is no assurance that the investment objectives will be met. Value of the product(s) may go up or down; investors may suffer a loss or benefit from investment return. The product(s) may not be suitable for all investors. Investors should not invest in the product(s) solely based on the information provided in this document.

This material has not been reviewed by the Securities and Futures Commission and is issued by Invesco Hong Kong Limited.

Select-MFA-0424