

每月基金便覽

Monthly Factsheet

截至 2024 年 12 月 31 日

As at 31 December 2024

重要資料 Important Information

- 景順特選退休基金現時提供七個附屬基金，其中有股票基金、混合資產基金、債券基金及貨幣市場基金。
- 各基金有其不同的風險特點，亦未必適合所有投資者。
- 閣下應在投資前先考慮閣下的風險承受程度及財務狀況。在就基金選擇是否適合閣下有任何疑問（包括是否符合閣下的投資目標），閣下應徵詢財務及／或專業顧問的意見，並就閣下之狀況選擇最適合的基金。
- 投資附帶風險。過往業績並不表示將來會有類似業績。閣下不應僅就此文件而作出投資決定，並應細閱認購章程，並參閱有關其風險因素及產品特性。
- Invesco Select Retirement Fund currently offers 7 sub-funds which consists of equity fund, mixed asset funds, bond fund and money market funds.
- Each investment fund carries different risk profiles and may not be suitable for all investors.
- You should consider your own risk tolerance level and financial circumstances before making any investment choices. When, in your selection of funds, you are in doubt as to whether a certain fund is suitable for you (including whether it is consistent with your investment objectives), you should seek financial and/or professional advice and choose the fund(s) most suitable for you taking into account your circumstances.
- Investment involves risks. Past performance is not indicative of future performance. You should not invest solely based on the information provided in this material and should read the Prospectus for details, including the risk factors and product features.

景順為Invesco Ltd集團成員，在全球超過20個國家設有辦事處，全球所管理的資產總值18,460億美元*。Invesco Ltd是一間具領導地位的獨立環球投資管理公司，致力為世界各地的投資者實現投資目標。透過結合各投資團隊的獨特投資管理能力，景順為全球零售、機構及高資產淨值客戶提供多種投資策略及工具。

景順在香港的業務具50年歷史。管理範圍包括公共款項及私營機構之營運資金等，另一項重點業務範疇為退休資產管理。景順自1977年起為香港僱主提供退休計劃服務，憑藉多年豐富的經驗，我們深諳機構客戶對退休計劃的要求，提供一系列多元化的退休投資產品。我們最具代表性的管理退休資產發展項目包括於1984年成立首項集成退休基金及於1992年開始為客戶提供僱員選擇計劃，務求滿足僱主及成員對退休計劃日漸提高的需求。同時，我們亦著重投資者教育及成員服務。

*資產截至2024年12月31日。景順管理資產總值（18,460億美元，截至2024年12月31日）包含非集團管理的資產。該類資產被列入管理資產總值是因為PowerShares與德意志銀行提供若干產品的市場推廣服務的合作關係。而ALPS Distributors, Inc.同時也涉及該合作關係，因為其為該類產品的分銷商。

Invesco is part of the Invesco Ltd group of companies. With US\$1,846.0 billion* in assets under management and offices in more than 20 countries. Invesco Ltd is a leading independent global investment management firm, dedicated to helping investors worldwide achieve their financial objectives. By delivering the combined power of our distinctive worldwide investment management capabilities, Invesco provides a wide range of investment strategies and vehicles to our retail, institutional and high net worth clients around the world.

Our presence in Hong Kong has spanned across five decades. We manage assets for institutions ranging from public funds to institutional working capital. Another focus is our pension business. Serving the retirement needs of Hong Kong institutions since 1977, Invesco has a thorough understanding of institutional pension needs, providing a diversified range of retirement products. Major milestones in the development of our pension capabilities include the launch of the first pooled retirement fund in 1984 and member choice programs in 1992, both of which helped address the increasing needs of employers and pension members. We continue to be committed to investor education and member support.

*Assets as at 31 December 2024. The IVZ AUM (US\$1,846.0 billion as at 31 December 2024) contains assets that we do not manage. The assets are included in the total AUM due to a relationship that Powershares has with Deutsche Bank to provide marketing services for certain products. Also included in that relationship is ALPS Distributors, which is the distributor for those products.

表現概覽
Return Summary

截至 2024 年 12 月 31 日 As at 31 December 2024

	回報 (%) Return	年初至今 YTD	1年 1 year	5年 5 years	10年 10 years	成立至今 Since Inception
策略增長基金 - GP Strategic Growth Fund - GP	Cum DCA	7.8 2.8	7.8 2.8	3.5 5.0	34.0 13.6	395.9 109.9
增長基金 - GP Growth Fund - GP	Cum DCA	8.2 3.0	8.2 3.0	5.5 6.1	42.2 16.9	193.8 98.2
平衡基金 - GP Balanced Fund - GP	Cum DCA	5.1 1.8	5.1 1.8	1.8 2.9	30.5 11.0	2,300.9 327.0
平穩增長基金 - GP Stable Growth Fund - GP	Cum DCA	2.7 0.9	2.7 0.9	-2.0 0.0	20.6 5.7	169.3 52.5
資本穩定基金 - GP Capital Stable Fund - GP	Cum DCA	0.5 -0.1	0.5 -0.1	-3.5 -1.9	13.0 2.3	136.6 45.3
環球債券基金 - GP Global Bond Fund - GP	Cum DCA	-2.8 -1.5	-2.8 -1.5	-7.7 -5.3	0.6 -3.8	246.7 52.7
港元貨幣市場基金 - GP HK\$ Money Market Fund - GP	Cum DCA	3.8 2.0	3.8 2.0	9.1 6.7	13.5 9.5	49.6 18.9

Cum = 累積回報 Cumulative Return

DCA = 平均成本法回報 Dollar Cost Averaging Return

請參閱各基金的資料單張參考基金過去 5 年的年度表現。

For the calendar year return of the preceding 5 years of each Fund, please refer to the respective factsheet for details.

資料來源: © 2024 Morningstar, 以資產淨值及港元計算。

Source: © 2024 Morningstar, NAV to NAV, in HK dollar.

什麼是「平均成本法」?

「平均成本法」是一項紀律化的長線投資策略。透過這方式，無論市況如何，您都會以固定的金額作出定期投資於同一個投資項目，例如每月供款\$1,000港元。當價格偏低時，您所投資的固定金額會為您購入較多的基金單位；而當價格偏高時，您則會購入較少的基金單位。長線而言，您的平均投資成本便相對減低。

由於職業退休計劃是以每月供款形式投資，「平均成本法」回報更能反映您的情況，因此我們為您準備了以上的圖表，以顯示在不同時段的「平均成本法」回報。舉例您在1年前開始供款，您便可從1年表現一欄找到1年的「平均成本法」回報。

附註：

「平均成本法」的計算中假設一筆定額的款項會於每月最後一個營業日投資於同一個基金當中。而期間並無資產轉入或作出資產轉換。

What is Dollar Cost Averaging?

"Dollar Cost Averaging" ("DCA") is a disciplined approach to long-term investing where you invest a fixed amount of money, for example HK\$1,000 per month regardless of the market situation. With this approach, you therefore buy more units when the prices are low and buy less when the prices are high. Over the long-run, your average investment cost is lowered.

As ORSO is a monthly contribution, the DCA return can therefore better reflect your situation. That's why we have prepared the above table to show you the DCA returns for different time periods. For instance, if you started your contribution to the Scheme one year ago, you may refer to the 1 year performance column for the DCA return.

Remark:

DCA returns are calculated based on the assumption that a fixed amount of money is invested in the same fund on the last business day of every month. There is no initial transferred-in asset or asset switch during the investment period.

此基金資料單張可從景順積金網

www.invesco.com/hk 及透過

景順積金熱線 (852) 2842 7878

以圖文傳真方式索取。

This monthly factsheet is available through the INVESNet

www.invesco.com/hk and

by fax-on-demand through the

INVESt Member Hotline
(852) 2842 7878.

策略增長基金

Strategic Growth Fund

單位類別 GP Class GP

重要提示 Important Information :

- 本基金主要投資於投資股票市場的景順基金，但如投資經理認為適當，亦可投資於景順基金系列內的其他基金。
The Fund invests primarily in Invesco Funds investing in equity markets, although it may invest in the full range of Invesco Funds where the Manager considers it appropriate to do so.
- 投資者務請留意股票風險，投資風險，基金中基金特定本質的風險，國際性投資的風險。
Investors should note the equities risk, investment risk, risk relating to the specific nature of a fund of funds, and risk with international investing.
- 本基金價值可以波動不定，並有可能大幅下跌。
The value of the Fund can be volatile and could go down substantially.
- 投資者不應單憑本文件而作出投資決定。
Investors should not base their investment decision on this material alone.

重要資料 Key Facts

基金類別 Fund Descriptor

混合資產基金 - 環球
Mixed Assets Fund - Global

成立日期 Inception Date 01/1992

基金貨幣 Fund Currency 港元 HK\$

基金總值 Fund Size 100.78
百萬港元 (HK\$ million)

基金價格 Fund Price \$385.66

基金評論 Fund Commentary

美國股票以負面表現結束了2024年，標準普爾500指數及羅素2000指數下跌，納斯達克綜合指數略微上行。歐洲股票於12月份下跌，全年錄得溫和回報。亞洲市場表現參差。中國、台灣及馬來西亞表現出色，而南韓、印尼及印度於本月構成拖累。聯儲局於減息0.25%過後表示，未來減息步伐將有所放緩且更加循序漸進。隨著聯儲局點陣圖意外轉鷹，現時中位數預測顯示2025年僅會減息0.5%，相對上次9月份時的更新顯示預期減息為1.0%。

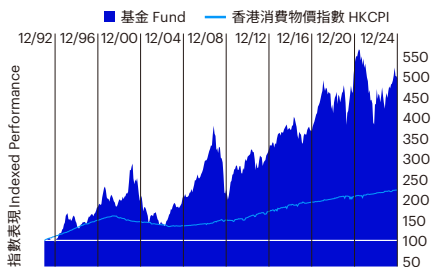
US stocks ended 2024 negatively, with the S&P 500 and Russell 2000 down, while the NASDAQ Composite gained slightly. European equities fell in December, ending a year with modest returns. Asia markets performance is mixed. China, Taiwan and Malaysia outperformed while Korea, Indonesia and India detracted this month. The Federal Reserve (Fed) signals that future reductions would follow a slower and more gradual pace after cutting US interest rates by 0.25%. Given the unexpected hawkish changes to the Fed's dot plot - median projection is now for just 0.5% cuts in interest rates for 2025, versus the 1.0% expected that was in the previous update in September.

投資目標 Investment Objective

透過投資於景順基金系列以獲長期的資本增值。

To achieve long-term capital appreciation through investment in the Invesco Funds range.

基金表現 Fund Performance (%)



累積表現 Cumulative Performance (%)

	年初至今 YTD	1年 1 year
基金 Fund	7.80	7.80

資產分佈 Asset Allocation** (%)

北美洲股票 N. American Equities	24.9
中港股票 Hong Kong & China Equities	21.5
歐洲股票 European Equities	20.0
日本股票 Japanese Equities	11.9
其他亞太地區股票 Other Asia Pacific Equities	14.7
現金及其他 Cash & Others+	7.0

風險指標 Risk Indicator (%)

波幅 Volatility [^]	15.49
----------------------------	-------

附註 Remarks :

投資表現以資產淨值對資產淨值、股息再作投資及以基金貨幣為基礎計算。

The investment performance is NAV to NAV, gross income reinvested in fund currency.

* 「現金及其他」包括現金、應收款項及應付款項。

"Cash & Others" include cash, accounts receivable and accounts payable.

** 股票資產分佈的分類是基於上市地點。

Classification of asset allocation for equities is based on the place of listing.

[^] 波幅是根據基金在過去3年的每月回報以年度標準差計算。

Volatility is measured by the annualized standard deviation of the fund, based on its monthly rates of return over the past 3 years.

資產分配及持有量最多之十項投資反映有關基金之分佈。

Asset Allocation and Top Ten Holdings reflect the breakdown of the corresponding underlying funds.

資產分佈總和可因小數進位情況而不相等於100。

Summation of asset allocation may not equal to 100 due to rounding.

資料來源：景順，銀聯信託有限公司，政府統計處及 © 2024 Morningstar.

Source: Invesco, Bank Consortium Trust Company Limited, Census & Statistics Department and © 2024 Morningstar.

年度表現 Calendar Year Return (%)

	基金 Fund		基金 Fund
2024	7.80	2019	16.70
2023	6.31	2018	-11.76
2022	-18.61	2017	26.90
2021	0.65	2016	2.42
2020	10.26	2015	-3.26

年化表現 Annualized Performance (% p.a.)

	5年 5 years	10年 10 years	成立至今 Since Incep.
基金 Fund	0.69	2.97	4.97

持有量最多之十項投資 Top Ten Holdings (%)

騰訊控股 Tencent Holdings Ltd	3.4
台積電 Taiwan Semiconductor Manufacturing Co	2.3
阿里巴巴 Alibaba Group Holding Ltd	2.2
蘋果公司 Apple Inc	1.7
Nvidia Corp	1.5
微軟 Microsoft Corp	1.5
京東集團 JD.com Inc - Class A	1.3
滙豐控股 HSBC Holdings PLC-HKD	1.2
友邦保險 AIA Group Ltd	1.2
聯發科 Mediatek Inc	1.2

重要提示 Important Information :

投資附帶風險。過往業績並不表示將來會有類似業績。投資者應細閱有關基金章程，並參閱有關產品特性及其風險因素。此文件未經證券及期貨事務監察委員會審閱，並由景順投資管理有限公司(Invesco Hong Kong Limited)刊發。©2024版權為Morningstar Inc.所有。本報告所包含的資料：(一)屬於Morningstar及其資料提供者的專利；(二)不可複印或分發及(三)僅作參考用途。Morningstar及其資料來源提供商不會就使用本報告而引起的任何賠償或損失承擔責任。資產配置相關數據是Morningstar參考景順(Invesco)所提供的基金之所有持股資料作計算。Morningstar之特許工具和內容是由交互式數據管理方案作支撐。

Investment involves risks. Past performance is not indicative of future performance. Investors should read the relevant prospectus for details, including the risk factors and product features. This material has not been reviewed by the Securities and Futures Commission and is issued by Invesco Hong Kong Limited (景順投資管理有限公司). ©2024 Morningstar, Inc. All rights reserved. The information contained herein: (1) is proprietary to Morningstar and/or its content providers; (2) may not be copied or distributed; and (3) is provided for reference purposes only. Neither Morningstar nor its content providers are responsible for any damages or losses arising from any use of this information. Asset allocation data is derived by Morningstar using full holdings data provided by Invesco. Morningstar Licensed Tools and Content powered by Interactive Data Managed Solutions. 除另有說明外，所有數據均截至本文件之日期。

All data is as of the date of this document unless otherwise stated.

增長基金
Growth Fund

單位類別 GP Class GP

重要提示 Important Information :

- 本基金主要投資於環球股票市場以為投資者提供長期資本增值。
The Fund seeks to provide investors with long term capital growth by investing primarily in global equity markets.
- 投資者務請留意股票風險，投資風險，基金中基金特定本質的風險，國際性投資的風險。
Investors should note the equities risk, investment risk, risk relating to the specific nature of a fund of funds, and risk with international investing.
- 本基金價值可以波動不定，並有可能大幅下跌。
The value of the Fund can be volatile and could go down substantially.
- 投資者不應單憑本文件而作出投資決定。
Investors should not base their investment decision on this material alone.

重要資料 Key Facts
基金類別 Fund Descriptor

 股票基金 - 環球
Equity Fund - Global

成立日期 Inception Date	06/1999
基金貨幣 Fund Currency	港元 HK\$
基金總值 Fund Size	235.49 百萬港元 (HK\$ million)
基金價格 Fund Price	\$227.82

基金評論 Fund Commentary

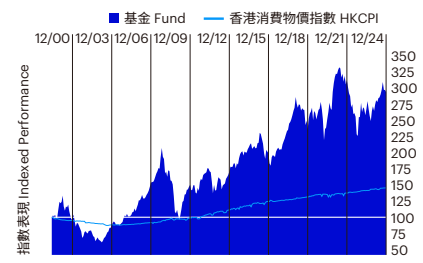
12月份，中國股市上漲，這是因為市場預期2025年中國公共借貸及開支將有所擴大，以便在美國加徵關稅的情況下刺激消費及經濟增長。出口（尤其是對美國及東南亞出口）錄得增長，這部分是由於中國企業為避免當選總統特朗普於1月份上任後上調關稅而提前交付商品。美國股票以負面表現結束了2024年，標準普爾500指數及羅素2000指數下跌，納斯達克綜合指數略微上行。聯儲局於12月份減息25點子至4.5%，但表示由於通脹持續，2025年減息次數將有所減少。歐洲股票於12月下跌，全年錄得溫和回報。歐洲央行下調存款利率25點子，表示通脹憂慮減輕，將縮短限制性政策持續時間。2025年增長預測下調至1.1%。

In December, Chinese equity markets gained on expectations of increased public borrowing and spending in 2025, aimed at boosting consumption and growth ahead of new US tariffs. Exports rose, especially to the US and Southeast Asia, partly due to Chinese firms shipping goods early to avoid higher tariffs when President-elect Donald Trump takes office in January. US stocks ended 2024 negatively, with the S&P 500 and Russell 2000 down, while the NASDAQ Composite gained slightly. The Federal Reserve (Fed) reduced interest rates by 25 basis points (bps) to 4.5% in December but signaled fewer cuts in 2025 due to persistent inflation. European equities fell in December, ending a year with modest returns. The European Central Bank (ECB) cut its deposit rate by 25 bps, signaling less concern about inflation and a shorter period of restrictive policy. Growth forecasts for 2025 were lowered to 1.1%.

投資目標 Investment Objective

透過投資於環球股票，主要香港股市，達致長期資本增值的目標。

To achieve long-term capital appreciation through investments in global equities, with an emphasis on Hong Kong equities.

基金表現 Fund Performance (%)

累積表現 Cumulative Performance (%)

	年初至今 YTD	1年 1 year
基金 Fund	8.18	8.18

資產分佈 Asset Allocation (%)**

北美洲股票 N. American Equities	25.6
中港股票 Hong Kong & China Equities	22.0
歐洲股票 European Equities	20.5
日本股票 Japanese Equities	12.2
其他亞太地區股票 Other Asia Pacific Equities	15.0
現金及其他 Cash & Others+	4.8

風險指標 Risk Indicator (%)

波幅 Volatility [^]	15.50
----------------------------	-------

附註 Remarks :

投資表現以資產淨值對資產淨值、股息再作投資及以基金貨幣為基礎計算。
The investment performance is NAV to NAV, gross income reinvested in fund currency.

+ 「現金及其他」包括現金、應收款項及應付款項。

"Cash & Others" include cash, accounts receivable and accounts payable.

** 股票資產分佈的分類是基於上市地點。

Classification of asset allocation for equities is based on the place of listing

[^] 波幅是根據基金在過去3年的每月回報以年度標準誤差計算。

Volatility is measured by the annualized standard deviation of the fund, based on its monthly rates of return over the past 3 years.

資產分配及持有量最多之十項投資反映有關基金之分佈。

Asset Allocation and Top Ten Holdings reflect the breakdown of the corresponding underlying funds.

資產分佈總和可因小數進位情況而不相等於100。

Summation of asset allocation may not equal to 100 due to rounding.

資料來源：景順，銀聯信託有限公司，政府統計處及© 2024 Morningstar.

Source: Invesco, Bank Consortium Trust Company Limited, Census & Statistics Department and © 2024 Morningstar.

年度表現 Calendar Year Return (%)

	基金 Fund	基金 Fund
2024	8.18	2019 17.82
2023	6.48	2018 -12.31
2022	-18.15	2017 31.56
2021	1.27	2016 2.99
2020	10.47	2015 -3.71

年化表現 Annualized Performance (% p.a.)

	5年 5 years	10年 10 years	成立至今 Since Incep.
基金 Fund	1.07	3.58	4.31

持有量最多之十項投資 Top Ten Holdings (%)

騰訊控股 Tencent Holdings Ltd	3.5
台積電 Taiwan Semiconductor Manufacturing Co	2.4
阿里巴巴 Alibaba Group Holding Ltd	2.2
蘋果公司 Apple Inc	1.7
Nvidia Corp	1.5
微軟 Microsoft Corp	1.5
京東集團 JD.com Inc - Class A	1.3
滙豐控股 HSBC Holdings PLC-HKD	1.3
友邦保險 AIA Group Ltd	1.2
聯發科 Mediatek Inc	1.2

重要提示 Important Information :

投資附帶風險。過往業績並不表示將來會有類似業績。投資者應細閱有關基金章程，並參閱有關產品特性及其風險因素。此文件未經證券及期貨事務監察委員會審閱，並由景順投資管理有限公司(Invesco Hong Kong Limited)刊發。©2024版權為Morningstar Inc.所有。本報告所包含的資料：(一)屬於Morningstar及其資料提供者的專利；(二)不可複印或分發及(三)僅作參考用途。Morningstar及其資料來源提供高不會就使用本報告而引起的任何賠償或損失承擔責任。資產配置相關數據是Morningstar參考景順(Invesco)所提供的基金之所有持股資料作計算。Morningstar之特許工具和內容是由交互式數據管理方案作支撐。

Investment involves risks. Past performance is not indicative of future performance. Investors should read the relevant prospectus for details, including the risk factors and product features. This material has not been reviewed by the Securities and Futures Commission and is issued by Invesco Hong Kong Limited (景順投資管理有限公司). ©2024 Morningstar, Inc. All rights reserved. The information contained herein: (1) is proprietary to Morningstar and/or its content providers; (2) may not be copied or distributed; and (3) is provided for reference purposes only. Neither Morningstar nor its content providers are responsible for any damages or losses arising from any use of this information. Asset allocation data is derived by Morningstar using full holdings data provided by Invesco. Morningstar Licensed Tools and Content powered by Interactive Data Managed Solutions.

除另有說明外，所有數據均截至本文件之日期。
All data is as of the date of this document unless otherwise stated.

平衡基金

Balanced Fund

單位類別 GP Class GP

重要提示 Important Information :

- 本基金透過投資於環球債券及股票為投資者提供長期的資本增值。
The Fund seeks to provide investors with long term capital growth through investments in global bonds and equities.
- 投資者務請留意股票風險，投資風險，基金中基金特定本質的風險，信用風險，利率風險，國際性投資的風險。
Investors should note the equities risk, investment risk, risk relating to the specific nature of a fund of funds, credit risk, interest rate risk, and risk with international investing.
- 本基金價值可以波動不定，並有可能大幅下跌。
The value of the Fund can be volatile and could go down substantially.
- 投資者不應單憑本文件而作出投資決定。
Investors should not base their investment decision on this material alone.

重要資料 Key Facts

基金類別 Fund Descriptor

混合資產基金 - 環球
Mixed Assets Fund - Global

成立日期 Inception Date 05/1984

基金貨幣 Fund Currency 港元 HK\$

基金總值 Fund Size 1,016.93
百萬港元 (HK\$ million)

基金價格 Fund Price \$497.36

基金評論 Fund Commentary

美國股票以負面表現結束了2024年，標準普爾500指數及羅素2000指數下跌，納斯達克綜合指數略微上行。歐洲股票於12月份下跌，全年錄得溫和回報。亞洲市場表現參差。中國、台灣及馬來西亞表現出色，而南韓、印尼及印度於本月構成拖累。聯儲局於減息0.25%過後表示，未來減息步伐將有所放緩且更加循序漸進。隨著聯儲局點陣圖意外轉鷹，現時中位數預測顯示2025年僅會減息0.5%，相對上次9月份時的更新顯示預期減息為1.0%。

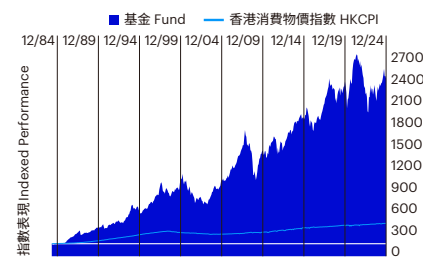
US stocks ended 2024 negatively, with the S&P 500 and Russell 2000 down, while the NASDAQ Composite gained slightly. European equities fell in December, ending a year with modest returns. Asia markets performance is mixed. China, Taiwan and Malaysia outperformed while Korea, Indonesia and India detracted this month. The Federal Reserve (Fed) signals that future reductions would follow a slower and more gradual pace after cutting US interest rates by 0.25%. Given the unexpected hawkish changes to the Fed's dot plot - median projection is now for just 0.5% cuts in interest rates for 2025, versus the 1.0% expected that was in the previous update in September.

投資目標 Investment Objective

以超越香港工資通脹率為宗旨，達至長期資本增值的目標。

To achieve capital appreciation in excess of Hong Kong salary inflation over the long term.

基金表現 Fund Performance (%)



累積表現 Cumulative Performance (%)

	年初至今 YTD	1年 1 year
基金 Fund	5.10	5.10

資產分佈 Asset Allocation** (%)

北美洲股票 N. American Equities	19.0
中港股票 Hong Kong & China Equities	16.4
歐洲股票 European Equities	15.1
日本股票 Japanese Equities	8.9
其他亞太地區股票 Other Asia Pacific Equities	11.1
債券 Bonds	26.8
現金及其他 Cash & Others+	2.7

風險指標 Risk Indicator (%)

波幅 Volatility [^]	13.87
----------------------------	-------

附註 Remarks :

投資表現以資產淨值對資產淨值、股息再作投資及以基金貨幣為基礎計算。
The investment performance is NAV to NAV, gross income reinvested in fund currency.

* 「現金及其他」包括現金、應收款項及應付款項。

** "Cash & Others" include cash, accounts receivable and accounts payable.

股票資產分佈的分類是基於上市地點。

Classification of asset allocation for equities is based on the place of listing.

[^] 波幅是根據基金在過去3年的每月回報以年度標準誤差計算。

Volatility is measured by the annualized standard deviation of the fund, based on its monthly rates of return over the past 3 years.

資產分配及持有量最多之十項投資反映有關基金之分佈。

Asset Allocation and Top Ten Holdings reflect the breakdown of the corresponding underlying funds.

資產分佈總和可因小數進位情況而不相等於100。

Summation of asset allocation may not equal to 100 due to rounding.

資料來源：景順，銀聯信託有限公司，政府統計處及© 2024 Morningstar.

Source: Invesco, Bank Consortium Trust Company Limited, Census & Statistics Department and © 2024 Morningstar.

年度表現 Calendar Year Return (%)

	基金 Fund	基金 Fund
2024	5.10	2019 14.77
2023	6.63	2018 -10.13
2022	-17.39	2017 25.27
2021	-0.45	2016 2.53
2020	10.45	2015 -3.20

年化表現 Annualized Performance (% p.a.)

	5年 5 years	10年 10 years	成立至今 Since Incep.
基金 Fund	0.36	2.70	8.13

持有量最多之十項投資 Top Ten Holdings (%)

US Treasury Note/Bond 3.625% Sep 30 2031	3.6
US Treasury Note/Bond 4.625% Apr 30 2029	3.4
騰訊控股 Tencent Holdings Ltd	2.6
US Treasury Note/Bond 3.875% Aug 15 2034	2.2
US Treasury Note/Bond 3.875% Aug 15 2033	2.2
台積電 Taiwan Semiconductor Manufacturing Co	1.8
Japan (2 Year Issue) 0.005% Jan 1 2025	1.7
阿里巴巴 Alibaba Group Holding Ltd	1.7
Czech Republic 3.5% May 30 2035	1.4
蘋果公司 Apple Inc	1.3

重要提示 Important Information :

投資附帶風險。過往業績並不表示將來會有類似業績。投資者應細閱有關基金章程，並參閱有關產品特性及其風險因素。此文件未經證券及期貨事務監察委員會審閱，並由景順投資管理有限公司(Invesco Hong Kong Limited)刊發。©2024版權為Morningstar Inc.所有。本報告所包含的資料：(一) 屬於Morningstar及其資料提供者的專利；(二) 不可複印或分發及(三) 僅作參考用途。Morningstar及其資料來源提供高不會就使用本報告而引起的任何賠償或損失承擔責任。資產配置相關數據是Morningstar參考景順(Invesco)所提供的基金之所有持股資料作計算。Morningstar之特許工具和內容是由交互式數據管理方案作支撐。

Investment involves risks. Past performance is not indicative of future performance. Investors should read the relevant prospectus for details, including the risk factors and product features. This material has not been reviewed by the Securities and Futures Commission and is issued by Invesco Hong Kong Limited (景順投資管理有限公司). ©2024 Morningstar, Inc. All rights reserved. The information contained herein: (1) is proprietary to Morningstar and/or its content providers; (2) may not be copied or distributed; and (3) is provided for reference purposes only. Neither Morningstar nor its content providers are responsible for any damages or losses arising from any use of this information. Asset allocation data is derived by Morningstar using full holdings data provided by Invesco. Morningstar Licensed Tools and Content powered by Interactive Data Managed Solutions.

除另有說明外，所有數據均截至本文件之日期。
All data is as of the date of this document unless otherwise stated.

平穩增長基金

Stable Growth Fund

單位類別 GP Class GP

重要提示 Important Information :

- 本基金將同時投資於環球債券及以香港市場為主的環球股票。
The Fund will invest in a combination of global bonds and global equities with a bias towards the Hong Kong market.
- 投資者務請留意股票風險，投資風險，基金中基金特定本質的風險，信用風險，利率風險，國際性投資的風險。
Investors should note the equities risk, investment risk, risk relating to the specific nature of a fund of funds, credit risk, interest rate risk, and risk with international investing.
- 本基金價值可以波動不定，並有可能大幅下跌。
The value of the Fund can be volatile and could go down substantially.
- 投資者不應單憑本文件而作出投資決定。
Investors should not base their investment decision on this material alone.

重要資料 Key Facts

基金類別 Fund Descriptor

混合資產基金 - 環球
Mixed Assets Fund - Global

成立日期 Inception Date 03/2001

基金貨幣 Fund Currency 港元 HK\$

基金總值 Fund Size 85.19
百萬港元 (HK\$ million)

基金價格 Fund Price \$24.75

基金評論 Fund Commentary

美國股票以負面表現結束了2024年，標準普爾500指數及羅素2000指數下跌，納斯達克綜合指數略微上行。歐洲股票於12月份下跌，全年錄得溫和回報。亞洲市場表現參差。中國、台灣及馬來西亞表現出色，而南韓、印尼及印度於本月構成拖累。聯儲局於減息0.25%過後表示，未來減息步伐將有所放緩且更加循序漸進。隨著聯儲局點陣圖意外轉鷹，現時中位數預測顯示2025年僅會減息0.5%，相對上次9月份時的更新顯示預期減息為1.0%。

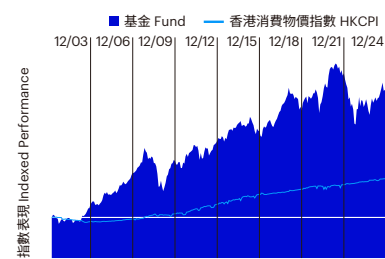
US stocks ended 2024 negatively, with the S&P 500 and Russell 2000 down, while the NASDAQ Composite gained slightly. European equities fell in December, ending a year with modest returns. Asia markets performance is mixed. China, Taiwan and Malaysia outperformed while Korea, Indonesia and India detracted this month. The Federal Reserve (Fed) signals that future reductions would follow a slower and more gradual pace after cutting US interest rates by 0.25%. Given the unexpected hawkish changes to the Fed's dot plot - median projection is now for just 0.5% cuts in interest rates for 2025, versus the 1.0% expected that was in the previous update in September.

投資目標 Investment Objective

達致長期資本增值，同時維持一定之資本穩定。

To achieve capital appreciation over the long term while maintaining a certain degree of capital stability.

基金表現 Fund Performance (%)



累積表現 Cumulative Performance (%)

	年初至今	1年
	YTD	1 year
基金 Fund	2.74	2.74

資產分佈 Asset Allocation** (%)

北美洲股票 N. American Equities	13.7
中港股票 Hong Kong & China Equities	11.8
歐洲股票 European Equities	10.9
日本股票 Japanese Equities	6.4
其他亞太地區股票 Other Asia Pacific Equities	8.0
債券 Bonds	46.1
現金及其他 Cash & Others+	3.1

風險指標 Risk Indicator (%)

波幅 Volatility [^]	12.47
----------------------------	-------

附註 Remarks :

投資表現以資產淨值對資產淨值、股息再作投資及以基金貨幣為基礎計算。
The investment performance is NAV to NAV, gross income reinvested in fund currency.

+ 「現金及其他」包括現金、應收款項及應付款項。

** "Cash & Others" include cash, accounts receivable and accounts payable.

股票資產分佈的分類是基於上市地點。

Classification of asset allocation for equities is based on the place of listing.

[^] 波幅是根據基金在過去3年的每月回報以年度標準誤差計算。

Volatility is measured by the annualized standard deviation of the fund, based on its monthly rates of return over the past 3 years.

資產分配及持有量最多之十項投資反映有關基金之分佈。

Asset Allocation and Top Ten Holdings reflect the breakdown of the corresponding underlying funds.

資產分佈總和可因小數進位情況而不相等於100。

Summation of asset allocation may not equal to 100 due to rounding.

資料來源：景順，銀聯信託有限公司，政府統計處及© 2024 Morningstar.

Source: Invesco, Bank Consortium Trust Company Limited, Census & Statistics Department and © 2024 Morningstar.

年度表現 Calendar Year Return (%)

	基金 Fund	基金 Fund	
2024	2.74	2019	12.07
2023	5.80	2018	-8.11
2022	-16.53	2017	19.72
2021	-2.01	2016	2.71
2020	10.21	2015	-2.78

年化表現 Annualized Performance (% p.a.)

	5年	10年	成立至今
	5 years	10 years	Since Incep.
基金 Fund	-0.41	1.89	4.25

持有量最多之十項投資 Top Ten Holdings (%)

US Treasury Note/Bond 3.625% Sep 30 2031	6.2
US Treasury Note/Bond 4.625% Apr 30 2029	5.9
US Treasury Note/Bond 3.875% Aug 15 2034	3.8
US Treasury Note/Bond 3.875% Aug 15 2033	3.7
Japan (2 Year Issue) 0.005% Jan 1 2025	2.9
Czech Republic 3.5% May 30 2035	2.3
騰訊控股 Tencent Holdings Ltd	1.9
United Kingdom Gilt 0.625% Oct 22 2050	1.5
China Government Bond 2.67% May 25 2033	1.3
台積電 Taiwan Semiconductor Manufacturing Co	1.3

重要提示 Important Information :

投資附帶風險。過往業績並不表示將來會有類似業績。投資者應細閱有關基金章程，並參閱有關產品特性及其風險因素。此文件未經證券及期貨事務監察委員會審閱，並由景順投資管理有限公司(Invesco Hong Kong Limited)刊發。©2024版權為Morningstar Inc.所有。本報告所包含的資料：(一)屬於Morningstar及其資料提供者的專利；(二)不可複印或分發及(三)僅作參考用途。Morningstar及其資料來源提供高不會就使用本報告而引起的任何賠償或損失承擔責任。資產配置相關數據是Morningstar參考景順(Invesco)所提供的基金之所有持股資料作計算。Morningstar之特許工具和內容是由交互式數據管理方案作支撐。

Investment involves risks. Past performance is not indicative of future performance. Investors should read the relevant prospectus for details, including the risk factors and product features. This material has not been reviewed by the Securities and Futures Commission and is issued by Invesco Hong Kong Limited (景順投資管理有限公司). ©2024 Morningstar, Inc. All rights reserved. The information contained herein: (1) is proprietary to Morningstar and/or its content providers; (2) may not be copied or distributed; and (3) is provided for reference purposes only. Neither Morningstar nor its content providers are responsible for any damages or losses arising from any use of this information. Asset allocation data is derived by Morningstar using full holdings data provided by Invesco. Morningstar Licensed Tools and Content powered by Interactive Data Managed Solutions.

除另有說明外，所有數據均截至本文件之日期。
All data is as of the date of this document unless otherwise stated.

資本穩定基金
Capital Stable Fund

單位類別 GP Class GP

重要提示 Important Information :

- 本基金旨在為投資者提供穩定的回報，乃主要投資於環球債券上，及投資於有增長潛力的環球股票。
The Fund seeks to provide investors with a stable return by investing mainly in global bonds with some additional growth potential through exposure to global equities.
- 投資者務請留意股票風險，投資風險，基金中基金特定本質的風險，信用風險，利率風險，國際性投資的風險。
Investors should note the equities risk, investment risk, risk relating to the specific nature of a fund of funds, credit risk, interest rate risk, and risk with international investing.
- 本基金價值可以波動不定，並有可能大幅下跌。
The value of the Fund can be volatile and could go down substantially.
- 投資者不應單憑本文件而作出投資決定。
Investors should not base their investment decision on this material alone.

重要資料 Key Facts
基金類別 Fund Descriptor

 混合資產基金 - 環球
Mixed Assets Fund - Global

成立日期 Inception Date 06/1999

基金貨幣 Fund Currency 港元 HK\$

 基金總值 Fund Size 96.73
百萬港元 (HK\$ million)

基金價格 Fund Price \$183.49

基金評論 Fund Commentary

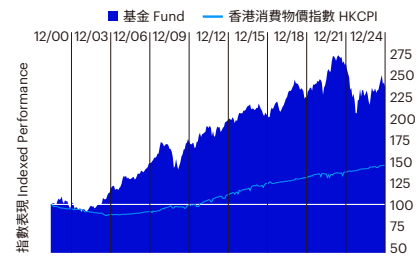
美國股票以負面表現結束了2024年，標準普爾500指數及羅素2000指數下跌，納斯達克綜合指數略微上行。歐洲股票於12月份下跌，全年錄得溫和回報。亞洲市場表現參差。中國、台灣及馬來西亞表現出色，而南韓、印尼及印度於本月構成拖累。聯儲局於減息0.25%過後表示，未來減息步伐將有所放緩且更加循序漸進。隨著聯儲局點陣圖意外轉鷹，現時中位數預測顯示2025年僅會減息0.5%，相對上次9月份時的更新顯示預期減息為1.0%。

US stocks ended 2024 negatively, with the S&P 500 and Russell 2000 down, while the NASDAQ Composite gained slightly. European equities fell in December, ending a year with modest returns. Asia markets performance is mixed. China, Taiwan and Malaysia outperformed while Korea, Indonesia and India detracted this month. The Federal Reserve (Fed) signals that future reductions would follow a slower and more gradual pace after cutting US interest rates by 0.25%. Given the unexpected hawkish changes to the Fed's dot plot - median projection is now for just 0.5% cuts in interest rates for 2025, versus the 1.0% expected that was in the previous update in September.

投資目標 Investment Objective

以長線保本為目標，並透過限量投資於環球股票以提高回報。

To achieve capital preservation over the long term whilst seeking to enhance returns through limited exposure to global equities.

基金表現 Fund Performance (%)

累積表現 Cumulative Performance (%)

	年初至今 YTD	1年 1 year
基金 Fund	0.54	0.54

資產分佈 Asset Allocation (%)**

北美洲股票 N. American Equities	8.4
中港股票 Hong Kong & China Equities	7.2
歐洲股票 European Equities	6.6
日本股票 Japanese Equities	3.9
其他亞太地區股票 Other Asia Pacific Equities	4.9
債券 Bonds	65.8
現金及其他 Cash & Others+	3.1

風險指標 Risk Indicator (%)

波幅 Volatility [^]	11.14
----------------------------	-------

附註 Remarks :

投資表現以資產淨值對資產淨值、股息再作投資及以基金貨幣為基礎計算。
The investment performance is NAV to NAV, gross income reinvested in fund currency.

* 「現金及其他」包括現金、應收款項及應付款項。

+ "Cash & Others" include cash, accounts receivable and accounts payable.

** 股票資產分佈的分類是基於上市地點。

Classification of asset allocation for equities is based on the place of listing.

[^] 波幅是根據基金在過去3年的每月回報以年度標準誤差計算。

Volatility is measured by the annualized standard deviation of the fund, based on its monthly rates of return over the past 3 years.

資產分配及持有量最多之十項投資反映有關基金之分佈。

Asset Allocation and Top Ten Holdings reflect the breakdown of the corresponding underlying funds. 資產分佈總和可因小數進位情況而不相等於100。

Summation of asset allocation may not equal to 100 due to rounding.

資料來源：景順，銀聯信託有限公司，政府統計處及 © 2024 Morningstar.

Source: Invesco, Bank Consortium Trust Company Limited, Census & Statistics Department and © 2024 Morningstar.

年度表現 Calendar Year Return (%)

	基金 Fund	基金 Fund
2024	0.54	2019 9.88
2023	6.27	2018 -6.25
2022	-15.89	2017 14.74
2021	-3.16	2016 1.71
2020	10.85	2015 -2.59

年化表現 Annualized Performance (% p.a.)

	5年 5 years	10年 10 years	成立至今 Since Incep.
基金 Fund	-0.72	1.23	3.43

持有量最多之十項投資 Top Ten Holdings (%)

US Treasury Note/Bond 3.625% Sep 30 2031	8.8
US Treasury Note/Bond 4.625% Apr 30 2029	8.4
US Treasury Note/Bond 3.875% Aug 15 2034	5.5
US Treasury Note/Bond 3.875% Aug 15 2033	5.3
Japan (2 Year Issue) 0.005% Jan 1 2025	4.1
Czech Republic 3.5% May 30 2035	3.3
United Kingdom Gilt 0.625% Oct 22 2050	2.1
China Government Bond 2.67% May 25 2033	1.9
Buoni Poliennali Del Tes 3.85% Feb 1 2035	1.7
Canadian Government 3.5% Sep 1 2029	1.7

重要提示 Important Information :

投資附帶風險。過往業績並不表示將來會有類似業績。投資者應細閱有關基金章程，並參閱有關產品特性及其風險因素。此文件未經證券及期貨事務監察委員會審閱，並由景順投資管理有限公司(Invesco Hong Kong Limited)刊發。©2024版權為Morningstar Inc.所有。本報告所包含的資料：(一)屬於Morningstar及其資料提供者的專利；(二)不可複印或分發及(三)僅作參考用途。Morningstar及其資料來源提供商不會就使用本報告而引起的任何賠償或損失承擔責任。資產配置相關數據是Morningstar參考景順(Invesco)所提供的基金之所有持股資料作計算。Morningstar之特許工具和內容是由交互式數據管理方案作支撐。

Investment involves risks. Past performance is not indicative of future performance. Investors should read the relevant prospectus for details, including the risk factors and product features. This material has not been reviewed by the Securities and Futures Commission and is issued by Invesco Hong Kong Limited (景順投資管理有限公司). ©2024 Morningstar, Inc. All rights reserved. The information contained herein: (1) is proprietary to Morningstar and/or its content providers; (2) may not be copied or distributed; and (3) is provided for reference purposes only. Neither Morningstar nor its content providers are responsible for any damages or losses arising from any use of this information. Asset allocation data is derived by Morningstar using full holdings data provided by Invesco. Morningstar Licensed Tools and Content powered by Interactive Data Managed Solutions.

All data is as of the date of this document unless otherwise stated.

環球債券基金
Global Bond Fund

單位類別 GP Class GP

重要提示 Important Information :

- 本基金主要投資於景順集成投資基金內的國際債券基金，該基金主要投資於債券及其他定息或浮息債務證券。
The Fund invests primarily in the International Bond Fund of Invesco Pooled Investment Fund, which invests in bonds and other fixed and floating rate debt securities.
- 投資者務請留意投資風險，基金中基金特定本質的風險，信用風險，利率風險，國際性投資的風險。
Investors should note the investment risk, risk relating to the specific nature of a fund of funds, credit risk, interest rate risk, and risk with international investing.
- 本基金價值可以波動不定，並有可能大幅下跌。
The value of the Fund can be volatile and could go down substantially.
- 投資者不應單憑本文件而作出投資決定。
Investors should not base their investment decision on this material alone.

重要資料 Key Facts
基金類別 Fund Descriptor

 債券基金 - 環球
Bond Fund - Global

成立日期 Inception Date	01/1992
基金貨幣 Fund Currency	港元 HK\$
基金總值 Fund Size	79.54 百萬港元 (HK\$ million)
基金價格 Fund Price	\$269.61

基金評論 Fund Commentary

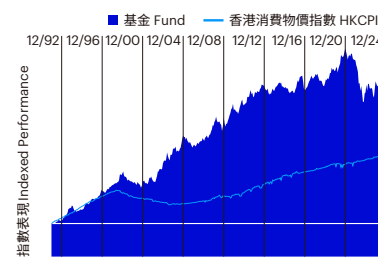
聯儲局於減息0.25%過後表示，未來減息步伐將有所放緩且更加循序漸進。隨著聯儲局點陣圖意外轉鷹，現時中位數預測顯示2025年僅會減息0.5%，相對上次9月份時的更新顯示預期減息為1.0%。歐洲央行亦下調關鍵利率0.25%，同時下修增長預測。隨著全球貿易戰威脅帶來新的不明朗因素，歐洲央行預期2025年歐元區經濟增長為1.1%，相對9月份時的預期為1.3%。月內，企業債券市場表現好淡紛呈，對利率預期變動較為敏感的投資級別證券下跌，而歐洲（而非美國）高收益債券則跑贏。

The Federal Reserve (Fed) signals that future reductions would follow a slower and more gradual pace after cutting US interest rates by 0.25%. Given the unexpected hawkish changes to the Fed's dot plot – median projection is now for just 0.5% cuts in interest rates for 2025, versus the 1.0% expected that was in the previous update in September. The European Central Bank (ECB) also lowers its key interest rate by 0.25%, while revising down its growth forecast. With the threat of a global trade war creating fresh uncertainty, the ECB expects the eurozone economy to grow by 1.1% in 2025 versus the 1.3% estimate made in September. It was a mixed month for corporate bond markets with investment grade securities, which are more sensitive to changes in interest rate expectations, losing ground whereas high yield bonds in Europe (but not the US) finished the year on a winning note.

投資目標 Investment Objective

以長線保本為目標。

To achieve capital preservation over the long term.

基金表現 Fund Performance (%)

累積表現 Cumulative Performance (%)

	年初至今 YTD	1年 1 year
基金 Fund	-2.79	-2.79

資產分佈 Asset Allocation (%)

美元債券 Dollar Bloc	48.2
歐洲債券 European Bonds	28.3
日本債券 Japanese Bonds	9.5
其他亞太地區債券 Other Asia Pacific Bonds	10.8
其他債券 Other Bonds	0.3
現金及其他 Cash & Others+	2.9

風險指標 Risk Indicator (%)

波幅 Volatility [^]	9.59
----------------------------	------

附註 Remarks :

投資表現以資產淨值對資產淨值、股息再作投資及以基金貨幣為基礎計算。
The investment performance is NAV to NAV, gross income reinvested in fund currency.

+ 「現金及其他」包括現金、應收款項及應付款項。

+ "Cash & Others" include cash, accounts receivable and accounts payable.

- 波幅是根據基金在過去3年的每月回報以年度標準誤差計算。

- Volatility is measured by the annualized standard deviation of the fund, based on its monthly rates of return over the past 3 years.

資產分配及持有量最多之十項投資反映有關基金之分佈。

Asset Allocation and Top Ten Holdings reflect the breakdown of the corresponding underlying funds.

資產分佈總和可因小數進位情況而不相等於100%。

Summation of asset allocation may not equal to 100 due to rounding.

資料來源：景順，銀聯信託有限公司，政府統計處及 © 2024 Morningstar.

Source: Invesco, Bank Consortium Trust Company Limited, Census & Statistics Department and © 2024 Morningstar.

年度表現 Calendar Year Return (%)

基金 Fund		基金 Fund	
2024	-2.79	2019	6.27
2023	6.00	2018	-3.32
2022	-14.70	2017	7.21
2021	-5.15	2016	1.29
2020	10.73	2015	-2.31

年化表現 Annualized Performance (% p.a.)

	5年 5 years	10年 10 years	成立至今 Since Incep.
基金 Fund	-1.59	0.06	3.84

持有量最多之十項投資 Top Ten Holdings (%)

US Treasury Note/Bond 3.625% Sep 30 2031	13.0
US Treasury Note/Bond 4.625% Apr 30 2029	12.4
US Treasury Note/Bond 3.875% Aug 15 2034	8.1
US Treasury Note/Bond 3.875% Aug 15 2033	7.8
Japan (2 Year Issue) 0.005% Jan 1 2025	6.1
Czech Republic 3.5% May 30 2035	4.9
United Kingdom Gilt 0.625% Oct 22 2050	3.1
China Government Bond 2.67% May 25 2033	2.7
Buoni Poliennali Del Tes 3.85% Feb 1 2035	2.6
Canadian Government 3.5% Sep 1 2029	2.6

重要提示 Important Information :

投資附帶風險。過往業績並不表示將來會有類似業績。投資者應細閱有關基金章程，並參閱有關產品特性及其風險因素。此文件未經證券及期貨事務監察委員會審閱，並由景順投資管理有限公司(Invesco Hong Kong Limited)刊發。©2024版權為Morningstar Inc.所有。本報告所包含的資料：(一)屬於Morningstar及其資料提供者的專利；(二)不可複印或分發及(三)僅作參考用途。Morningstar及其資料來源提供高不會就使用本報告而引起的任何賠償或損失承擔責任。資產配置相關數據是Morningstar參考景順(Invesco)所提供的基金之所有持股資料作計算。Morningstar之特許工具和內容是由交互式數據管理方案作支撐。

Investment involves risks. Past performance is not indicative of future performance. Investors should read the relevant prospectus for details, including the risk factors and product features. This material has not been reviewed by the Securities and Futures Commission and is issued by Invesco Hong Kong Limited (景順投資管理有限公司). ©2024 Morningstar, Inc. All rights reserved. The information contained herein: (1) is proprietary to Morningstar and/or its content providers; (2) may not be copied or distributed; and (3) is provided for reference purposes only. Neither Morningstar nor its content providers are responsible for any damages or losses arising from any use of this information. Asset allocation data is derived by Morningstar using full holdings data provided by Invesco. Morningstar Licensed Tools and Content powered by Interactive Data Managed Solutions. 除另有說明外，所有數據均截至本文件之日期。

All data is as of the date of this document unless otherwise stated.

港元貨幣市場基金

HK\$ Money Market Fund

單位類別 GP Class GP

重要提示 Important Information :

- 本基金旨在提供高度穩健的投資。透過景順集成投資基金內的港元儲備基金，投資於港元現金、以港元為單位的貨幣市場工具以及最初或剩餘年期不超過 12 個月的短期定息證券。
The Fund aims to provide a high degree of security by investing through the HK\$ Reserve Fund of Invesco Pooled Investment Fund in HK Dollar cash and HK Dollar denominated money market instruments as well as short-dated fixed interest securities which have an initial or residual maturity not exceeding 12 months.
- 投資者務請留意投資風險，基金中基金特定本質的風險，信用風險，利率風險。
Investors should note the investment risk, risk relating to the specific nature of a fund of funds, credit risk, and interest rate risk.
- 本基金價值可以波動不定，並有可能大幅下跌。
The value of the Fund can be volatile and could go down substantially.
- 投資者不應單憑本文件而作出投資決定。
Investors should not base their investment decision on this material alone.

重要資料 Key Facts

基金類別 Fund Descriptor

貨幣市場基金 - 香港
Money Market Fund - Hong Kong

成立日期 Inception Date	06/1999
基金貨幣 Fund Currency	港元 HK\$
基金總值 Fund Size	117.40 百萬港元 (HK\$ million)
基金價格 Fund Price	\$14.96

基金評論 Fund Commentary

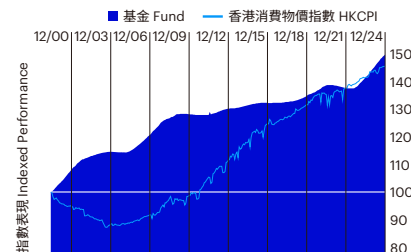
美國聯儲局於 12 月份下調政策利率 25 點子至 4.25%-4.5%。近期的美國宏觀數據顯示經濟保持穩定。美國 11 月份的消費者物價指數(CPI)按月升 0.3%。美國 11 月份的生產者物價指數(PPI)按月升 0.4%。美國 11 月份非農就業崗位新增 227,000 個，與 220,000 個的預期大致持平。12 月份，受有關特朗普政府政策憂慮、宏觀數據比預期好及聯儲局態度轉鷹的影響，美國國庫券遭到拋售。2 年期國庫券孳息率從 4.15% 升至 4.24%，5 年期國庫券孳息率從 4.05% 升至 4.38%，10 年期國庫券孳息率則從 4.17% 躍升至 4.57%。聯儲局於 12 月份減息後，香港金融管理局亦將基本利率下調 25 點子至 5%。截至月底，港元 2 年期債券利率拓闊 13 點子，5 年期債券利率升 25 點子。

The US Federal Reserve cut policy rate by 25bps to 4.25%-4.5% in December. Recent US macro data continued to point to a stable economic backdrop. US November CPI rose by 0.3% MoM. US November PPI rose by 0.4% MoM. US non-farm payrolls increased by 227k in November, broadly in line with the 220k estimates. US Treasury yields were sold off broadly in December driven by policy concerns from Trump administration, better than expected macro data, and hawkish Federal Reserve. The 2-Year Treasury yield rose from 4.15% to 4.24%, the 5-Year Treasury ended higher from 4.05% to 4.38%, while the 10-Year Treasury yield jumped from 4.17% to 4.57%. HKMA reduced the base rate by 25bps to 5% following the Fed cut in December. HKD 2-Year rates widened by 13bps and 5-Year was 25bps higher by the month end.

投資目標 Investment Objective

尋求在承擔低風險的同時保持資本的價值。
To preserve capital with minimal risk.

基金表現 Fund Performance (%)



累積表現 Cumulative Performance (%)

	年初至今 YTD	1年 1 year
基金 Fund	3.82	3.82

資產分佈 Asset Allocation (%)

債券 Bonds	54.3
貨幣市場工具 Money Market Instruments	37.5
現金及其他 Cash & Others+	8.3

風險指標 Risk Indicator (%)

波幅 Volatility [^]	0.51
----------------------------	------

年度表現 Calendar Year Return (%)

	基金 Fund	基金 Fund
2024	3.82	1.78
2023	3.82	1.43
2022	0.87	0.45
2021	-0.72	0.00
2020	1.09	0.30

年化表現 Annualized Performance (% p.a.)

	5年 5 years	10年 10 years	成立至今 Since Incep.
基金 Fund	1.76	1.27	1.59

持有量最多之十項投資 Top Ten Holdings (%)

Hong Kong T-Bills 0% Feb 5 2025	9.3
Hong Kong T-Bills 0% Feb 19 2025	5.1
Hong Kong T-Bills 0% Jan 8 2025	4.3
Hong Kong T-Bills 0% Jan 15 2025	4.3
Hong Kong T-Bills 0% Feb 12 2025	4.2
Hong Kong T-Bills 0% Feb 26 2025	3.4
Shanghai Commercial Bank Deposit 4.05% Feb 13 2025	2.6
Sumitomo Mitsui Deposit 4.17% Mar 31 2025	2.6
Bk of Communications/Syd 0% Feb 6 2025	2.5
Bank of China/Hong Kong 0% Mar 13 2025	2.5

附註 Remarks :

投資表現以資產淨值對資產淨值、股息再作投資及以基金貨幣為基礎計算。
The investment performance is NAV to NAV, gross income reinvested in fund currency.
* 「現金及其他」包括現金、應收款項及應付款項。

[^] "Cash & Others" include cash, accounts receivable and accounts payable.

[^] 波幅是根據基金在過去三年的每月回報以年度標準誤差計算。

Volatility is measured by the annualized standard deviation of the fund, based on its monthly rates of return over the past 3 years.

投資者應注意投資於此基金並不同於將資金存放於銀行或接受存款公司，而投資經理並無義務以發行價贖回單位。基金並不受香港金融管理局監管。

Investors should note investment in the Fund is not the same as placing funds on deposit with a bank or deposit-taking company, and the Manager has no obligation to redeem such units at their issue price. The Fund is not subject to the supervision of the Hong Kong Monetary Authority.

資產分配及持有量最多之十項投資反映有關基金之分布。

Asset Allocation and Top Ten Holdings reflect the breakdown of the corresponding underlying funds.

資產分佈總和可因小數進位情況而不相等於 100。

Summation of asset allocation may not equal to 100 due to rounding.

資料來源：景順，銀聯信託有限公司，政府統計處及 © 2024 Morningstar.

Source: Invesco, Bank Consortium Trust Company Limited, Census & Statistics Department and © 2024 Morningstar.

重要提示 Important Information :

投資附帶風險。過往業績並不表示將來會有類似業績。投資者應細閱有關基金章程，並參閱有關產品特性及其風險因素。此文件未經證券及期貨事務監察委員會審閱，並由景順投資管理有限公司(Invesco Hong Kong Limited)刊發。©2024版權為Morningstar Inc.所有。本報告所包含的資料：(一) 屬於Morningstar及其資料提供者的專利；(二) 不可複印或分發及(三) 僅作參考用途。Morningstar及其資料來源提供高不會就使用本報告而引起的任何賠償或損失承擔責任。資產配置相關數據是Morningstar參考景順(Invesco)所提供的基金之所有持股資料作計算。Morningstar之特許工具和內容是由交互式數據管理方案作支撐。

Investment involves risks. Past performance is not indicative of future performance. Investors should read the relevant prospectus for details, including the risk factors and product features. This material has not been reviewed by the Securities and Futures Commission and is issued by Invesco Hong Kong Limited (景順投資管理有限公司). ©2024 Morningstar, Inc. All rights reserved. The information contained herein: (1) is proprietary to Morningstar and/or its content providers; (2) may not be copied or distributed; and (3) is provided for reference purposes only. Neither Morningstar nor its content providers are responsible for any damages or losses arising from any use of this information. Asset allocation data is derived by Morningstar using full holdings data provided by Invesco. Morningstar Licensed Tools and Content powered by Interactive Data Managed Solutions. 除另有說明外，所有數據均截至本文件之日期。

All data is as of the date of this document unless otherwise stated.

成員服務 Member Services

景順積金熱線 INVESCall: (852) 2842 7878
景順積金網 INVESNet: www.invesco.com/hk
電郵 Email: memberservices@invesco.com

投資附帶風險。投資者應細閱有關基金章程，並參閱有關產品特性及其風險因素。基金目標並不獲保證，產品價格可能下跌或上升，投資者會因投資此產品而虧損或獲利，而此產品亦未必適合所有投資者。投資者不應單就此文件提供之資料而作出投資決定。

此文件並未經證券及期貨事務委員會審閱並由景順投資管理有限公司刊發。

Investment involves risks. Investors should read the relevant prospectus for details, including the risk factors and product features. There is no assurance that the investment objectives will be met. Value of the product(s) may go up or down; investors may suffer a loss or benefit from investment return. The product(s) may not be suitable for all investors. Investors should not invest in the product(s) solely based on the information provided in this document.

This material has not been reviewed by the Securities and Futures Commission and is issued by Invesco Hong Kong Limited.

Select-MFG-1224